

UNITED STATES
SECURITIES AND EXCHANGE COMMISSION
Washington, D.C. 20549

SCHEDULE 14A INFORMATION

**Proxy Statement Pursuant to Section 14(a) of the
Securities Exchange Act of 1934
(Amendment No.)**

Filed by the Registrant
Filed by a Party other than the Registrant

Check the appropriate box:

- Preliminary Proxy Statement
- Confidential, For Use of the Commission Only (as permitted by Rule 14a-6(e)(2))
- Definitive Proxy Statement
- Definitive Additional Materials
- Soliciting Material Under §240.14a-12

ULTA BEAUTY, INC.

(Name of Registrant as Specified In Its Charter)

Not applicable

(Name of Person(s) Filing Proxy Statement, if other than the Registrant)

Payment of Filing Fee (Check all boxes that apply):

- No fee required
 - Fee paid previously with preliminary materials
 - Fee computed on table in exhibit required by Item 25(b) per Exchange Act Rules 14a6(i)(1) and 0-11
-

Notice of Annual Meeting of Stockholders



When

10:00 am CDT
on Wednesday,
June 11, 2025



Where

Virtual meeting at
www.virtualshareholdermeeting.com/ULTA2025



Who

Stockholders of
Record as of
April 14, 2025

MEETING AGENDA

Proposals	Board Recommendation	For more information
1 To elect the following directors, Michelle L. Collins, Kelly E. Garcia, Catherine A. Halligan, Patricia A. Little, George R. Mrkonic, Lorna E. Nagler, Heidi G. Petz, Gisel Ruiz, Michael C. Smith, and Kecia L. Steelman, to hold office until the 2026 Annual Meeting of Stockholders	FOR (all nominees)	Page 8
2 To ratify the appointment of Ernst & Young LLP as our independent registered public accounting firm for our fiscal year 2025, ending January 31, 2026	FOR	Page 17
3 To vote on an advisory resolution to approve the Company's executive compensation	FOR	Page 47


We will also consider any other matters that may properly be brought before the meeting or any adjournment or postponement thereof.


VIRTUAL MEETING

We are holding the 2025 annual meeting online, in a virtual meeting (via live webcast) format. You will not be able to attend the annual meeting physically. You or your proxyholder can participate, vote, and examine our stockholder list at the annual meeting by visiting www.virtualshareholdermeeting.com/ULTA2025 and using your control number found on your proxy card. We believe that a virtual format provides improved communication and the opportunity for participation by a broader group of our stockholders, while reducing costs associated with planning, holding, and arranging logistics for an in-person meeting. In addition, hosting a virtual annual meeting reduces the environmental impact of our annual meeting.

VOTING

Stockholders of Ulta Beauty as of the record date are entitled to vote, as follows:


Internet
www.proxyvote.com
for beneficial ownership
www.proxyvote.com
for registered ownership up until
11:59 pm CDT, on June 10, 2025


Telephone
1-800-690-6903
for beneficial ownership
or
1-800-690-6903
for registered ownership up until
11:59 pm CDT, on June 10, 2025


Mail
Mark, sign and date your proxy card and return it in the pre-addressed postage paid envelope we have provided or return it to:
For beneficial ownership:
Vote Processing
c/o Broadridge
51 Mercedes Way
Edgewood, NY 11717
For registered ownership:
Proxy Services
C/O American Stock Transfer & Trust Company
PO BOX 505008
Louisville, KY 40233 9814

Your vote is important. Whether or not you plan to attend the meeting, we encourage you to read this proxy statement and submit your proxy or voting instructions as soon as possible. For specific instructions on how to vote your shares, please refer to the instructions on the notice of internet availability of proxy materials you received in the mail. If you received paper copies of the proxy materials, kindly vote by internet or telephone by following the instructions set forth on the enclosed proxy card or mark, sign, and date the enclosed proxy card and return it promptly in the enclosed envelope (which is postage prepaid, if mailed in the United States). Even if you have given your proxy, you may still revoke your proxy and vote by attending the virtual meeting online. Please note, however, that if your shares are held by a broker, bank, or other nominee and you wish to vote at the meeting, you must obtain, from your broker, bank, or other nominee, the record holder, and submit a legal proxy issued in your name. *For specific instructions on voting, please refer to the section, [Questions and Answers — Voting Information/page 57](#).*

If you have any questions or need assistance voting, please contact our proxy solicitor:

Innisfree M&A Incorporated
501 Madison Avenue, 20th Floor
New York, New York 10022
Shareholders, banks and brokers may call: (212) 750-5833

PROXY MATERIALS

This Notice of Annual Meeting, proxy statement, and form of proxy are being distributed and made available around April 23, 2025.

By order of the Board of Directors.



Jodi J. Caro
General Counsel, Chief Risk & Compliance Officer and
Corporate Secretary



TABLE OF CONTENTS

CORPORATE GOVERNANCE	1
Proposal One — Election of Directors	8
Information About Our Director Nominees	9
Non-Employee Director Compensation for Fiscal 2024	15
Proposal Two — Ratification of Appointment of Independent Registered Public Accounting Firm	17
Fees to Independent Registered Public Accounting Firm	18
Audit Committee	19
Report of the Audit Committee of the Board Of Directors	20
Compensation Committee	21
Report of the Compensation Committee of the Board Of Directors	23
COMPENSATION DISCUSSION AND ANALYSIS	24
Proposal Three — Advisory Resolution on Executive Compensation	47
CEO Pay Ratio	48
Pay Versus Performance	48
STOCK OWNERSHIP	53
CERTAIN RELATIONSHIPS AND TRANSACTIONS	56
QUESTIONS AND ANSWERS ABOUT THE PROXY MATERIALS AND THE ANNUAL MEETING	57
MISCELLANEOUS	63

Important notice regarding the availability of proxy materials for the annual meeting of stockholders to be held on June 11, 2025. The proxy statement and Annual Report to Stockholders for the year ended February 1, 2025 are available at <https://ulta.com/investor>. Brokers cannot vote for Proposals 1 or 3 without your instructions.

We are furnishing proxy materials to our stockholders primarily via the internet. Internet distribution of our proxy materials is designed to expedite receipt by stockholders, lower the cost of the 2025 Annual Meeting of Stockholders (sometimes referred to as the “Annual Meeting”), and conserve natural resources. However, if you would prefer to receive paper copies of proxy materials, please follow the instructions included in the Notice of Internet Availability of Proxy Materials.



orporate Governance

The Board of Directors (sometimes referred to as the “Board”) of Ulta Beauty, Inc. (“Ulta Beauty,” the “Company,” “we,” “us” or “our”) is committed to excellence in governance. As part of this commitment and in the spirit of improving always (which is one of Ulta Beauty’s Values), over the last several years the Board has enhanced our corporate governance practices, policies, structures, and functioning, taking into account ongoing corporate governance trends, peer practices, and views and perspectives of our stakeholders. These enhancements include:

- Declassifying the Board and providing for the annual election of the entire Board of Directors for one-year terms;
- Providing that directors may be removed by the holders of a majority of the shares then entitled to vote at an election of directors, with or without cause;
- Replacing all supermajority voting standards for amendments to our Certificate of Incorporation with a majority standard;
- Replacing all supermajority voting standards for amendments to our Bylaws with a majority standard;
- Adopting a director resignation policy in uncontested director elections;
- Implementing an age limit (75) for our directors to encourage board refreshment;
- Adding director over boarding limits in our Corporate Governance Guidelines (no more than three other public company boards of directors in addition to our Board, or one other public company board for Chief Executive Officer);
- Refreshing our Board by adding six new directors in the last six years, expanding our expertise, and enhancing our diversity in multiple dimensions. Our Board is currently comprised of 64% women, including our Board Chair, and is 36% diverse;
- Enhancing the Company’s policy prohibiting use of corporate funds to support political campaigns and publishing the updated policy on our website for more convenient access to stockholders and others;
- Publishing our annual environmental, social, and governance (“ESG”) impact reports since 2020 and providing stockholders with expanded disclosures across our four key pillars: People, Product, Environment, and Community, including key connections to our business, in successive reports; and
- Proactively engaging with our stockholders to seek feedback on our ESG reporting and related disclosures, and our governance practices.

BOARD LEADERSHIP STRUCTURE

The Corporate Governance Guidelines of Ulta Beauty provide that the offices of the Chief Executive Officer (“CEO”) and the Chair of the Board of Directors may be either combined or separated at the discretion of the Board. We currently separate the roles of CEO and Chair of the Board, and our Board is led by an independent, non-executive Chair. We believe separating the roles of CEO and Chair enhances the accountability of the CEO to the Board, strengthens the Board’s independence from management, and ensures a greater role for the independent directors in the oversight of the Company. In addition, it allows our CEO to focus her efforts on running our business and managing our Company in the best interests of our stockholders, while the Chair provides

guidance to the CEO and, in consultation with management, helps to set the agenda for Board meetings and establishes priorities and procedures for the work of the full Board. The Chair presides over meetings of the full Board as well as executive sessions (without management), which the Board generally holds several times a year.

Our Corporate Governance Guidelines also provide that a majority of the independent directors will select a lead independent director when the Chair does not qualify as an independent director. In the event that a lead independent director is designated, his or her duties would include: assisting the Chair of the Board and Board of Directors in assuring compliance with and implementation of the Company's Corporate Governance Guidelines; coordinating the agenda for and moderating sessions of the Board's non-management directors; and facilitating communications between the non-management directors and the other members of the Board and the management of the Company.

The Board believes that the current Board leadership structure with separate CEO and Chair roles is in the best interests of the Company and its stockholders at this time. The Board recognizes that no single leadership model is right for all companies and at all times and that, depending on the circumstances, other leadership models, such as combining the Chair and CEO roles, might be appropriate. Accordingly, the Board periodically reviews its leadership structure. Our Corporate Governance Guidelines provide the flexibility for the Board to modify or continue its leadership structure in the future, as it deems appropriate.

INDEPENDENCE

Board member independence is an essential element of Ulta Beauty corporate governance. The Board of Directors determined each current non-employee director is free of any relationship that would interfere with the ability to exercise independent judgment with regard to Ulta Beauty. Each member of, and nominee for, the Board of Directors is independent other than our CEO. Each member of the Nominating & Corporate Governance Committee, Compensation Committee, and Audit Committee satisfies the independence requirements of the NASDAQ Stock Market ("NASDAQ") and the Securities and Exchange Commission (the "SEC").

BOARD OF DIRECTORS MEETINGS AND COMMITTEES

During the fiscal year ended February 1, 2025 (“fiscal 2024”), the Board of Directors held eight meetings. The Board of Directors has an Audit Committee, a Nominating & Corporate Governance Committee, and a Compensation Committee. During fiscal 2024, no incumbent director attended less than 75% of the aggregate meetings of the Board of Directors and of the committees on which they served that were held during the period for which they were a director or committee member, respectively. Directors are invited and expected to attend the Annual Meeting of Stockholders, and all our directors then in office attended our 2024 Annual Meeting of Stockholders.

The following table provides the composition of each of our committees as of April 14, 2025:

Director	Nominating & Corporate Governance Committee (1)	Audit Committee (2)	Compensation Committee (3)
Lorna E. Nagler*			
Michelle L. Collins		<input type="checkbox"/>	<input type="checkbox"/>
Kelly E. Garcia		<input type="checkbox"/>	
Catherine A. Halligan	<input type="checkbox"/>		<input type="checkbox"/>
Patricia A. Little		<input type="checkbox"/>	
Michael R. MacDonald	<input type="checkbox"/>	<input type="checkbox"/>	
George R. Mrkonic	<input type="checkbox"/>		<input type="checkbox"/>
Heidi G. Petz		<input type="checkbox"/>	
Gisel Ruiz			<input type="checkbox"/>
Michael C. Smith	<input type="checkbox"/>		
Kecia L. Steelman, CEO			

Committee Chair Member * Non-Executive Chair of the Board

1. Additional information regarding the Nominating & Corporate Governance Committee can be found starting on page 5.
2. Additional information regarding the Audit Committee can be found starting on page 19.
3. Additional information regarding the Compensation Committee can be found starting on page 21.

BOARD ROLE IN RISK OVERSIGHT

Our Board of Directors oversees an enterprise-wide approach to risk management, designed to support the achievement of organizational objectives, including strategic objectives, to improve long-term organizational performance and enhance stockholder value. Management is responsible for the Company’s day-to-day risk management activities and processes, and our Board’s role is to engage in informed oversight of, and provide guidance with respect to, such risk management activities and processes. The Board recognizes that a fundamental part of risk management is not only understanding the risks our Company faces and the steps management is taking to manage those risks, but also understanding what level of risk is appropriate for our Company. As such, the Board focuses on understanding the nature of our enterprise risks, including operational, financial, legal and regulatory, technology including cybersecurity, strategic, competitive and reputational risks, as well as climate related and environmental risks. The Board also focuses on understanding the adequacy of our risk assessment and risk management processes. To facilitate such an understanding, the Board and its committees receive regular management updates on our business operations, financial results, and strategy, and the Board discusses and provides guidance with respect to risks related to those topics.

Corporate Governance

While the Board has the ultimate oversight responsibility for the risk management process, various committees of the Board also have responsibility for risk management, including the Audit Committee, Compensation Committee, and Nominating & Corporate Governance Committee.

The Audit Committee oversees risks associated with financial accounting and audits, internal control over financial reporting, as well as data privacy, cybersecurity, artificial intelligence, and other technology risks. The Audit Committee assists the Board in its oversight by discussing with management the Company's risk assessment and management policies, the Company's major and emerging risk exposures, including significant financial risk exposures, and the actions taken by management to limit, monitor or control such exposures. The Audit Committee also oversees the Company's enterprise risk management program.

The Compensation Committee oversees risks relating to the Company's compensation policies and practices. In setting compensation, the Compensation Committee strives to create incentives that encourage a level of risk-taking behavior consistent with the Company's business strategy. The Compensation Committee oversees risks relating to the Company's development and implementation of human capital development plans, as well as succession planning practices to foster sufficient management depth at the Company to support its continued growth and talent needed to execute long-term strategies. In addition, the Compensation Committee is also responsible for reviewing with management the Company's policies, practices, and strategies relating to human capital management as they relate to the Company's workforce generally, including policies and strategies regarding recruiting, selection, talent development, progression and retention, succession planning, workplace health and safety, and culture including engagement, inclusion and belonging.

The Nominating & Corporate Governance Committee oversees the implementation of the Company's Code of Business Conduct and monitors compliance therewith. This oversight includes monitoring compliance with the Company's policy prohibiting use of corporate funds to support political campaigns. The Nominating & Corporate Governance Committee also periodically reviews the ESG strategies, policies, risks, practices, goals, and programs, including through the Company's annual ESG Report, except where delegated to other Board committees. In addition, the Nominating & Corporate Governance Committee oversees implementation of the Company's Corporate Governance Guidelines, board evaluation process, and the process for recommending candidates to the Board of Directors for nomination as directors and membership on committees of the Board.

DIRECTOR AGE LIMIT

Our Corporate Governance Guidelines provide that any director who reaches the age of 75 years will not be eligible to stand for election at the next annual meeting unless the Nominating & Corporate Governance Committee, after evaluation of the continued appropriateness of Board membership in light of all of the circumstances, decides to recommend to the Board that an exception be made.

MAJORITY VOTE STANDARD FOR ELECTION OF DIRECTORS AND DIRECTOR RESIGNATION POLICY

Our Bylaws require that, in an uncontested election, each director will be elected by a majority of the votes cast by the shares present virtually or represented by proxy and entitled to vote at the Annual Meeting, such that the number of shares voted "for" a director nominee must exceed the number of shares voted "against" that director nominee. A plurality voting standard is applicable to any contested election of directors. A "contested election of directors" is one in which the number of nominees for director is greater than the number of directors to be elected.

Our Corporate Governance Guidelines require that, following any election of directors other than a contested election of directors, any incumbent director who was a nominee and who did not receive a majority of the votes cast by the shares present virtually or represented by proxy and entitled to vote at the meeting must promptly tender his or her resignation to the Board for consideration by the Board.

Our Corporate Governance Guidelines further provide that a recommendation on whether or not to accept such a resignation will then be made by the Nominating & Corporate Governance Committee or, if each member of the Nominating & Corporate Governance Committee did not receive the required majority vote or the Nominating & Corporate Governance Committee is otherwise unable to act, a majority of the Board will appoint a special committee of independent directors for the purpose of making a recommendation to the Board (the committee

with authority to act is referred to as “Nominating Committee”). If no independent directors received the required majority vote, our Corporate Governance Guidelines require that the Board act on the resignations. Within 60 days following certification of the stockholder vote, the Nominating Committee will recommend to the Board the action to be taken. Any director who tenders his or her resignation will not participate in the Nominating Committee recommendation or Board action regarding whether to accept the resignation. The Board will determine whether or not to accept the resignation within 90 days following certification of the stockholder vote in accordance with the procedures and factors set forth in our Corporate Governance Guidelines.

NOMINATING & CORPORATE GOVERNANCE COMMITTEE

The Nominating & Corporate Governance Committee acts under a written charter approved by the Board of Directors that is reviewed regularly and has been published under “Governance” in the Investor Relations section of the Ulta Beauty website at <https://ulta.com/investor>. The primary responsibility of the Nominating & Corporate Governance Committee is to recommend to the Board of Directors candidates for nomination as directors and membership on committees of the Board. The Committee reviews the performance and independence of each director, and in appropriate circumstances, may recommend the removal of a director. The Committee oversees the evaluation of the Board of Directors and the committees of the Board and makes recommendations to improve performance. The Committee also recommends policies with respect to corporate governance to the Board of Directors.

During fiscal 2024, the Nominating & Corporate Governance Committee was composed of the following independent directors: Ms. Halligan, Mr. MacDonald, Mr. Mrkonic, and Mr. Smith. Mr. Mrkonic serves as the current Chair of the Committee. The Nominating & Corporate Governance Committee met six times during fiscal 2024.

NOMINATING & CORPORATE GOVERNANCE COMMITTEE CHARTER

The Nominating & Corporate Governance Committee charter identifies the roles and responsibilities that govern the Committee, such as:

- identifying and evaluating qualified candidates to become Board members;
- selecting nominees for election as directors at the next annual meeting of stockholders (or special meeting of stockholders at which directors are to be elected);
- selecting candidates to fill any vacancies on the Board;
- reviewing the composition of the Committees of the Board and making recommendations to the Board regarding the selection of the members of the Committees;
- overseeing the implementation of and monitoring compliance with Ulta Beauty’s Political Activity Policy and Code of Business Conduct (other than with respect to accounting or auditing issues that the Audit Committee oversees);
- reviewing the Company’s ESG strategies, policies, practices, goals, and programs, including through the Company’s annual ESG Report, except where delegated to other Board Committees. Such review includes a review of the Company’s risks related to ESG;
- overseeing the evaluation of the Board and the Committees of the Board; and
- periodically reviewing the Company’s Corporate Governance Guidelines and other governance policies.

NOMINATION PROCESS — QUALIFICATIONS

Pursuant to its charter, the Nominating & Corporate Governance Committee annually assesses the experience, expertise, capabilities, skills, and diversity of the members of the Board, including age, gender, nationality, race, ethnicity, and sexual orientation, individually and collectively, and considers these factors when evaluating director candidates.

What We Do:

We review the skills and characteristics of the board directors

The Nominating & Corporate Governance Committee is responsible for reviewing the appropriate skills and characteristics in the context of prevailing business conditions, unique needs of Ulta Beauty and, in its nominating committee capacity, for making recommendations regarding the size, composition, and desired complementary skill sets of the Board of Directors.



We search for appropriate candidates based on recommendations

We consider potential director candidates recommended by current directors, officers, associates (i.e., employees), and others. We also consider all stockholder recommendations for candidates for the Board of Directors. Stockholders who want to suggest a candidate for consideration should send a written notice, addressed to the Corporate Secretary. We have periodically engaged the services of search firms to provide us with candidates, especially when we are looking for a candidate with a particular expertise, quality, skill, or background.



We interview candidates and deliberate

The Nominating & Corporate Governance Committee screens all potential candidates in the same manner, regardless of the source of the recommendation. Our review is typically based on any written materials provided with respect to potential candidates, as well as appropriate due diligence, and we review such materials to determine the qualifications, experience, and background of the candidates. Final candidates are typically interviewed by members of the Committee and other members of the Board, as appropriate. After review and deliberation of all feedback and data, the Committee makes a recommendation to the full Board of Directors regarding who should be nominated by the Board of Directors.

Key Objectives and Considerations:

The objective of the Nominating & Corporate Governance Committee is to create and sustain a Board of Directors that brings to Ulta Beauty a variety of perspectives and skills derived from high-quality business and professional experience and that has the appropriate skills and experience to oversee execution of Ulta Beauty's strategic plan. Both the Board and the Nominating & Corporate Governance Committee believe that it is essential for Board members to represent diverse viewpoints, backgrounds, experiences, expertise, and skill sets, including diversity of age, gender, nationality, race, ethnicity, and sexual orientation, differences in professional experience, education, skill, and other individual qualities and attributes that contribute to an active, effective Board.

We value our stockholders' input and encourage them to nominate candidates. To submit a candidate, please follow the process outlined under the Nomination of Directors header in the Questions and Answers section of this proxy statement.

The Committee evaluates each individual in the context of our Board of Directors as a whole with the objective of assembling a group that can best perpetuate the success of our Company and represent stockholder interests through the exercise of sound judgment. The Nominating & Corporate Governance Committee recommends those candidates who possess the highest personal and professional integrity, have prior experience in corporate management and the industry, maintain academic or operational expertise in an area of our business, and demonstrate practical and mature business judgment.

Our Board of Directors has also adopted proxy access for director nominees. Proxy access means that any stockholder or group of up to 20 stockholders owning 3% or more of our common stock continuously for at least three years may nominate and include in our proxy materials director nominees totaling up to the greater of two directors or 20% of the Board. For more information about proxy access, see the Nomination of Directors header in the Questions and Answers section of this proxy statement.

INSIDER TRADING POLICY

Our Board of Directors has adopted an Insider Trading Policy that governs the purchase, sale and other acquisitions or dispositions of our stock by our directors, officers and associates. This policy is designed to promote compliance with insider trading laws, related SEC rules and regulations and the listing standards of NASDAQ. In addition, it is our policy that the Company will not trade in its stock when it is aware of material nonpublic information.

CODE OF BUSINESS CONDUCT

All Ulta Beauty associates, officers, and members of the Board of Directors must always act ethically and in accordance with the Ulta Beauty Code of Business Conduct. All corporate associates, officers, and members of the Board of Directors have signed a certificate acknowledging that they have read, understand, and will continue to comply with the policy, and all corporate associates and officers are required to read and acknowledge this policy on an annual basis. Ulta Beauty includes the Code of Business Conduct in new hire materials for all corporate associates. The policy is published under "Governance" in the Investor Relations section of the Ulta Beauty website located at <https://ulta.com/investor>.

CORPORATE GOVERNANCE GUIDELINES

Our Board of Directors adopted the Corporate Governance Guidelines to assist the Board in the exercise of its responsibilities. The Corporate Governance Guidelines have been published under "Governance" in the Investor Relations section of the Ulta Beauty website located at <https://ulta.com/investor>.

DIRECTOR OWNERSHIP GUIDELINES

Our Board of Directors has adopted share ownership guidelines that each non-employee director should hold shares of our common stock or restricted stock units with a value equal to five times the annual cash retainer paid to non-employee directors by the fifth anniversary of the date the guidelines became effective for each director. As of February 1, 2025, each non-employee director serving for at least five years met or exceeded the ownership guideline.

STOCKHOLDER COMMUNICATION

We welcome communication from stockholders. Any stockholder can communicate in writing with the Board of Directors on matters pertaining to Ulta Beauty by addressing their comments to the Board of Directors, c/o General Counsel, Ulta Beauty, Inc., 1000 Remington Blvd., Suite 120, Bolingbrook, IL 60440, or by e-mail at InvestorRelations@ulta.com. Our General Counsel will review all correspondence addressed to our Board of

Directors, or any individual director, and will forward appropriate stockholder communications to our Board of Directors prior to the next regularly scheduled meeting of our Board of Directors following the receipt of such communication. Our General Counsel will also forward any stockholder correspondence which is more suitably directed to management to the appropriate member(s) of the management team. In addition, upon request of the Board, our General Counsel will summarize all correspondence not forwarded to the Board and make the correspondence available to the Board for its review.

**PROPOSAL ONE
ELECTION OF DIRECTORS**

The Board of Directors is presently composed of eleven members, ten of whom are non-employee, independent directors. Each director is elected to the Board of Directors to serve a term that expires at the next Annual Meeting of Stockholders or until a successor is duly elected and qualified or until his or her resignation, removal, or death. Michael R. MacDonald, a director since 2012, is retiring from the Board as of the date of the Annual Meeting, and the Board has reduced the number of directors from eleven to ten effective immediately preceding the Annual Meeting.

Vacancies on our Board of Directors may be filled by persons elected by a majority of the remaining directors. A director elected by our Board of Directors to fill a vacancy, including a vacancy created by an increase in size of our Board of Directors, will serve for the remainder of the annual term and until that director’s successor is elected.

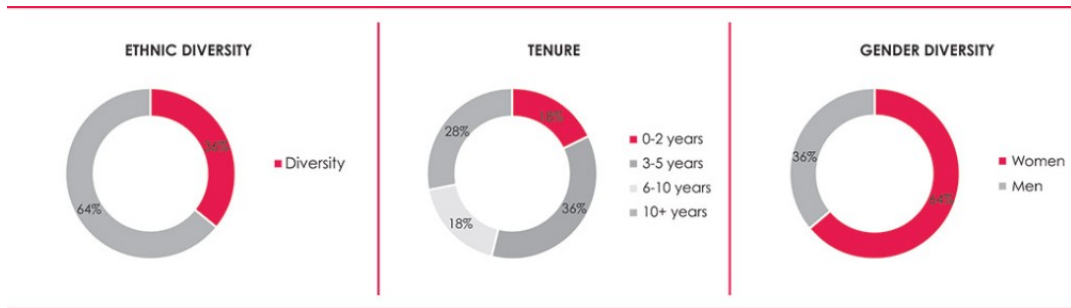
The affirmative vote of the holders of a majority of the votes cast by the shares present virtually or represented by proxy and entitled to vote at the Annual Meeting will be required to approve the nominees for election, assuming the election is uncontested (a plurality voting standard applies in contested elections). For this purpose, a majority of the votes cast means that the number of shares voted “for” a director’s election must exceed the number of shares voted “against” that director’s election. Abstentions and broker non-votes will be counted towards a quorum but will not be counted for any purpose in determining whether the nominees have been elected. For additional information on our majority voting in uncontested elections of directors policy and our policy on incumbent director resignation in an uncontested election, please see “Corporate Governance — Majority Vote Standard for Election of Directors and Director Resignation Policy” above.

SUMMARY OF QUALIFICATIONS AND EXPERIENCE OF DIRECTOR NOMINEES

The following tables highlight the most relevant areas of specific experience, qualifications, attributes, skills, and background information, including average age, gender identity, race or ethnicity, and sexual orientation, where self-disclosed, that the Board considered for each director nominee. In addition to executive leadership, which all our directors possess, a particular director may possess additional experience, qualifications, attributes, or skills, even if not expressly indicated as one of the most relevant below.

	Governance	Finance	Retail	E-commerce & Digital/Technology	Distribution	Marketing	Strategy	Operations	Cybersecurity/ Privacy	International
Lorna E. Nagler	✓		✓					✓		
Michelle L. Collins	✓	✓			✓					
Kelly E. Garcia				✓					✓	✓
Catherine A. Halligan			✓	✓			✓			
Patricia A. Little		✓				✓				✓
George R. Mrkonic	✓	✓					✓			
Heidi G. Petz			✓			✓	✓			
Gisel Ruiz			✓					✓		✓
Michael C. Smith			✓	✓	✓					
Kecia L. Steelman			✓				✓	✓		

BOARD MEMBER REPRESENTATION (AS OF APRIL 14, 2025):



INFORMATION ABOUT OUR DIRECTOR NOMINEES

What are you voting on?

You are being asked to elect Michelle L. Collins, Kelly E. Garcia, Catherine A. Halligan, Patricia A. Little, George R. Mrkonic, Lorna E. Nagler, Heidi G. Petz, Gisel Ruiz, Michael C. Smith, and Kecia L. Steelman as directors for terms to expire at the 2026 Annual Meeting of Stockholders and until their successors are elected and qualified or until their resignation, removal, or death.

THE BOARD OF DIRECTORS RECOMMENDS A VOTE IN FAVOR OF EACH NAMED NOMINEE

Nominees For Election:

Michelle L. Collins

INDEPENDENT DIRECTOR

COMMITTEES

- Audit
- Compensation

Director Since: 2014

Age: 65



DIRECTOR QUALIFICATIONS

Ms. Collins contributes to the Board extensive experience in corporate finance and business consulting, including evaluating, investing in, monitoring and exiting private equity investments, as well as advising growth companies as an investment banker with deep corporate governance expertise.

KEY SKILLS AND EXPERTISE

- **Finance:** Gained deep expertise in corporate finance from her senior leadership and advisory roles at private equity and investment banking firms, including as the Co-Founder and Managing Director of Svoboda Capital Partners LLC, a private equity firm that manages over \$400 million of capital.
- **Distribution:** Acquired through her experience as a principal in the Corporate Finance Department at William Blair & Company, LLC, where she advised on public equity offerings, working closely with clients in the specialty retail, direct marketing, catalogue and distribution businesses.
- **Governance:** Attained over 30 years of service on both public and private corporate boards across a wide range of industries as an independent board member.

CAREER HIGHLIGHTS

CAMBium LLC – a business and financial advisory firm

- President (since 2007)

SVOBODA CAPITAL PARTNERS, LLC – a lower-middle market private equity firm

- Member, Advisory Board (since 2007)
- Co-Founder and Managing Director (1998–2006)

WILLIAM BLAIR & COMPANY, LLC – a multinational investment bank and financial services firm

- Principal, Corporate Finance Department (1992–1997)

OTHER BOARD DIRECTORSHIPS

- Ryan Specialty Holdings, Inc. (NYSE: RYAN) (since 2021)
- Canadian Imperial Bank of Commerce (TSX: CM) (NYSE: CM) (since 2017)
- CIBC Bancorp USA/CIBC Bank USA (since 2017)
- Health Care Service Corporation (2009–2021)
- Arrowstream, Inc. (2009–2010)
- Blue Cross, Blue Shield of Illinois (2006–2009)
- CDW Corporation (NASDAQ: CDW) (1996–2007)

EDUCATION

- B.A., Yale University
- M.B.A., Harvard Graduate School of Business

Kelly E. Garcia

INDEPENDENT DIRECTOR

COMMITTEES

- Audit

Director Since: 2022

Age: 50



DIRECTOR QUALIFICATIONS

Mr. Garcia contributes to the Board his deep industry-leading expertise developing and implementing strategic technology initiatives to support and improve business operations with a proven track record of revolutionizing online consumer experience with global reach. His experience includes over 25 years of professional technology and leadership experience, including roles with responsibility for digital innovation, development of global commercial software products, e-commerce analytics and customer loyalty, cybersecurity and data privacy.

KEY SKILLS AND EXPERTISE

- **Cybersecurity/Privacy:** Developed through his experience leading multifunctional teams responsible for building out Domino's suite of global software platforms and integrations with other service and hardware providers, with special focus on the adoption of cybersecurity and data privacy protocols to ensure the protection of enterprise platforms and consumer information.
- **E-commerce & Digital/Technology:** Acquired while serving in a number of senior leadership roles, including as Chief Technology Officer at Domino's where he transformed the online customer experience and continues to earn industry recognition for adopting leading technological innovation tools that elevate the customer experience, including the development of multiple global software platforms integral to Domino's e-commerce strategy with the integration of mobile ordering and GPS capabilities.
- **International:** Obtained through executive leadership roles where he was responsible for scaling technology platforms to support Domino's international operations and various leadership roles overseeing global business and strategic marketing intelligence for international stakeholders while at R. L. Polk.

CAREER HIGHLIGHTS

DOMINO'S PIZZA (NYSE: DPZ) – multinational pizza restaurant chain

- Chief Technology Officer (since 2020)
- SVP, eCommerce Development and Emerging Technologies (2016–2020)
- VP, eCommerce Development (2012–2016)

R. L. POLK & COMPANY (acquired by IHS Inc. in 2013) – leader in global automotive information and analytics solutions

- VP, Business Intelligence and North American Operations (2011–2012)
- VP, Global Application Development (2008–2011)
- Managerial roles in Application Development and Support (2006–2010)

EDUCATION

- B.S., The Ohio State University

Catherine A. Halligan

INDEPENDENT DIRECTOR

COMMITTEES

- ▮ Compensation
- ▮ Nominating & Corporate Governance

Director Since: 2012

Age: 61



DIRECTOR QUALIFICATIONS

Ms. Halligan contributes to the Board over 20 years of experience in digital transformation, marketing, omnichannel business capabilities and e-commerce in the retail and Software-as-a-Service (SaaS) industries. Ms. Halligan has a proven track record developing high growth online platforms and strategic brand and marketing strategies to drive exceptional customer experience and contributes to the board her extensive public corporate board expertise.

KEY SKILLS AND EXPERTISE

- ▮ **E-Commerce & Digital/Technology:** Developed from her experiences leading e-commerce and digital sales growth and transformation strategies for prominent retailers, including Walmart.com, Williams-Sonoma, and Blue Nile, in addition to her leadership and strategic advisory experience with SaaS companies.
- ▮ **Retail:** Obtained through multiple executive leadership and public board roles across domestic and international retailers with store and digital operations.
- ▮ **Strategy:** Gained from her extensive experience in marketing and e-commerce leadership roles and her tenure as an associate partner at a management consulting firm advising multinational corporations on growth, transformation, branding, and marketing.

CAREER HIGHLIGHTS

POWERREVIEWS INC. (acquired by 1WorldSync in 2023) – leading social commerce network

- ▮ SVP, Sales and Marketing (2010–2012)

WALMART (NYSE: WMT) – multinational retail corporation operating department and grocery stores

- ▮ VP Market Development, Global eCommerce, Walmart, Inc. (2009–2010)
- ▮ Chief Marketing Officer, Walmart.com (2007–2009)
- ▮ VP, Product Management and Multi-Channel Integration (2006–2007)
- ▮ Strategic Advisor, Walmart.com (2005–2006)

PROPHET – integrated growth consulting firm

- ▮ Associate Partner (2000–2005)

BLUE NILE (acquired by Signet Jewelers in 2022) – leading online jewelry retailer

- ▮ VP, Direct Marketing (1999–2000)

WILLIAMS-SONOMA (NYSE: WSM) – US retailer for premium products for the home

- ▮ VP, Internet (1996–1999)

GYMBOREE (acquired by The Children’s Place in 2019) – children’s clothing retailer

- ▮ VP, Direct Marketing (1995–1996)

OTHER BOARD DIRECTORSHIPS

- ▮ JELD-WEN, Inc. (NYSE: JELD) (since 2022)
- ▮ Driven Brands, Inc. (NASDAQ: DRVN) (since 2020)
- ▮ Ferguson Plc (NYSE: FERG) (since 2019)
- ▮ FLIR Systems (acquired by Teledyne in 2021) (2014–2021)

EDUCATION

- ▮ B.S., Northern Illinois University, Finance

Patricia A. Little

INDEPENDENT DIRECTOR

COMMITTEES

- ▮ Audit (Chair)

Director Since: 2019

Age: 64



DIRECTOR QUALIFICATIONS

Ms. Little contributes deep financial and leadership expertise to our Board developed over a career of more than 30 years in finance, accounting, and treasury roles with multinational companies, along with a strong track record of supporting the development of profitable, sustainable international business models through strategic capital allocation and disciplined enterprise cost management.

KEY SKILLS AND EXPERTISE

- ▮ **Finance:** Developed throughout her extensive executive leadership career in corporate finance, including serving as CFO of The Hershey Company and Kelly Services Inc. and head of global accounting at Ford Motor Company. In these positions Ms. Little oversaw enterprise financial systems, strategic capital allocation strategies, enterprise risk management function and financial reporting.
- ▮ **International:** Obtained through leadership roles at multinational organizations, including at Ford Motor Company, Kelly Services Inc. and The Hershey Company where she managed an internationally based finance organization.
- ▮ **Marketing:** Gained through her leadership experiences at consumer-oriented and brand-driven companies, developed through cross-functional corporate partnerships to develop effective marketing capital allocation strategies that supported top-line growth.

CAREER HIGHLIGHTS

THE HERSHEY COMPANY (NYSE: HSY) – US multinational confectionary company

- ▮ Chief Financial Officer (2015–2019)

KELLY SERVICES, INC. (NYSE: MKC) – a leading provider of staffing and workforce solutions

- ▮ Chief Financial Officer (2008–2015)

FORD MOTOR COMPANY (NYSE: F) – US multinational automobile manufacturer

- ▮ General Auditor (2006–2008)
- ▮ Senior leadership roles in accounting and corporate finance (1984–2006)

OTHER BOARD DIRECTORSHIPS

- ▮ McCormick & Company Inc. (NYSE: MKC) (2010–2025)

EDUCATION

- ▮ B.A., Drake University
- ▮ M.B.A., Carnegie Mellon University

George R. Mrkonjac

INDEPENDENT DIRECTOR

COMMITTEES

- Nominating & Corporate Governance (Chair)
- Compensation

Director Since: 2015

Age: 72



DIRECTOR QUALIFICATIONS

Mr. Mrkonjac contributes to the Board his deep expertise in corporate strategy, finance, governance and industry leadership, stemming from his more than 40 years of experience in the retail and manufacturing industries as a senior executive and director of large public retail companies, providing him with a broad understanding of complex strategic issues facing retail companies.

KEY SKILLS AND EXPERTISE

- **Governance:** Attained from service on multiple public company boards, including North American and UK retail companies.
- **Strategy:** Developed through his leadership roles with national retailers, overseeing strategy development and implementation across large retail operations.
- **Finance:** Gained from his experience serving in senior leadership roles, including as Chief Financial Officer at Herman's World of Sporting Goods, where he was responsible for financial reporting, development and implementation of capital allocation strategies and internal audit.

CAREER HIGHLIGHTS

BORDERS GROUP, INC. – former book and music retail chain

- Director (1994–2004)
- Vice Chairperson (1994–2002)
- President (1994–1997)

KMART SPECIALTY RETAILING GROUP – group under the nationwide retail chain, Kmart Corporation

- President (1990–1994)

EYELAB, INC. (COLE NATIONAL CORPORATION)

- President (1987–1989)

HERMAN'S WORLD OF SPORTING GOODS – former sporting goods retailer

- President and CEO (1986–1987)
- Chief Financial Officer (1981–1986)

W.R. GRACE & COMPANY

- CFO, Jewelry & Sporting Goods Division (1981)
- Director, FP&A (1980–1981)

OTHER BOARD DIRECTORSHIPS

- AutoZone, Inc. (NYSE: AZO) (since 2006)
- Follett Corporation (2016–2022)
- Maru Group (2016–2022)
- Paperchase Products Limited (2005–2017)
- Brinker International (NYSE: EAT) (2003–2021)
- Gordon Brothers Advisory Board (2009–2018)
- Syntel, Inc. (acquired by Atos in 2018) (1997–2007; 2009–2016)
- Pacific Sunwear of California (2008–2015)
- Nashua Corporation (2002–2009)
- Guitar Center, Inc. (2002–2007)
- Galyan's Trading Company (1995–2005)
- Champion Enterprises, Inc. (1992–2003)
- CheapTickets (1992–2002)

EDUCATION

- B.A., Stanford University
- M.A., Stanford University
- M.B.A., Harvard University

Lorna E. Nagler

INDEPENDENT CHAIR OF THE BOARD

COMMITTEES

- None
- Director Since: 2009
- Age: 68



DIRECTOR QUALIFICATIONS

Ms. Nagler contributes to the Board nearly 40 years of retail expertise, including first-hand experience leading a wide variety of retail companies. She brings an extensive understanding of merchandising and operations strategies, as well as in-depth knowledge and capabilities in customer loyalty programs with multi-faceted customer bases.

KEY SKILLS AND EXPERTISE

- **Retail:** Developed through extensive senior leadership experience serving at a variety of national retail companies with a strong track-record of successfully introducing new national brands and transforming customer relations management capabilities.
- **Operations:** Attained expertise through overseeing all aspects of retail operations, including global supply chain management, merchandizing, marketing, risk and reputation management, and talent engagement.
- **Governance:** Acquired through service on other public company boards, which enhanced her governance expertise and strengthens our Board's oversight capabilities.

CAREER HIGHLIGHTS

BEALLS DEPARTMENT STORES, INC. – a department store specializing in home goods, apparel and accessories

- President (2011–2016)

CHRISTOPHER & BANKS CORPORATION (acquired by iMedia Brands, Inc. in 2021) – specialty retailer of women's clothing

- President, Chief Executive Officer and Director (2007–2010)

CHARMING SHOPPES, INC. (acquired by Ascena Retail Group in 2012) – women's apparel company

- President of Lane Bryant division (2004–2007)
- President of Catherine Stores division (2002–2004)

KMART CORPORATION (acquired by Transformco in 2019) – national retail chain

- SVP, General Merchandise Manager of Apparel and Jewelry (1999–2002)
- Divisional VP and General Merchandise Manager of Kids and Menswear (1996–1999)

KIDS "R" US – children's clothing brand of Toys "R" Us

- VP, Divisional Merchandise Manager (1994–1996)

Previous retail experience with **MONTGOMERY WARD** and **MAIN STREET DEPARTMENT STORES**

OTHER BOARD DIRECTORSHIPS

- Hibbett, Inc. (NASDAQ: HIBB) (since 2019)

EDUCATION

- B.S., University of Wisconsin

Heidi G. Petz

INDEPENDENT DIRECTOR

COMMITTEES

- Audit
- Director Since: 2022
- Age: 50



DIRECTOR QUALIFICATIONS

Ms. Petz brings over 25 years of professional experience in a variety of commercial and consumer facing industries, including executive leadership and operational expertise within consumer brands and supply chain, and her deep industry knowledge and understanding of the growth drivers behind consumer mindset.

KEY SKILLS AND EXPERTISE

- **Retail:** Obtained through numerous executive roles with leading consumer brand companies, with responsibilities for the oversight of multiple operating segments, including the entire Global Supply Chain organization of Sherwin-Williams (NYSE: SHW), development of shareholder and customer value maximizing operational efficiencies, and navigating rapidly evolving supply chain challenges.
- **Marketing:** Developed throughout multiple brand and product marketing leadership positions, including at Target, Newell Rubbermaid and most recently, Sherwin-Williams.
- **Strategy:** Acquired from her current role as Chief Executive Officer and prior leadership roles at Sherwin-Williams, a \$23 billion dollar business, overseeing successful execution of a highly differentiated growth strategy predicated on accelerating growth and adaptation to the shifting industry and macroeconomic environment during some of the most challenging periods in the company's history.

CAREER HIGHLIGHTS

SHERWIN-WILLIAMS (NYSE: SHW) – global leader in paint and coatings manufacturing, development and distribution

- Chief Executive Officer (since 2024)
- President and Chief Operating Officer (2022–2024)
- President, The Americas Group (2021–2022) and Consumer Brands Group (2019–2021)
- SVP, Marketing (2017–2021)

VALSPAR (acquired by Sherwin Williams in 2017) – American manufacturer of paint and coatings

- VP, Marketing (2013–2022)

NEWELL RUBBERMAID (NASDAQ: NWL) – American manufacturer, marketer and distributor of consumer and commercial products

- Various leadership positions (2003–2013), including Director of Marketing

TARGET CORPORATION (NYSE: TGT) – Retail operator of department store chain

- Marketing Manager (2000–2003)

EDUCATION

- B.A., University of Richmond
- M.B.A., Loyola University Maryland

Gisel Ruiz

INDEPENDENT DIRECTOR

COMMITTEES

- Compensation (Chair)
- Director Since: 2022
- Age: 54



DIRECTOR QUALIFICATIONS

Ms. Ruiz contributes to the Board over 26 years of professional retail and leadership experience, including executive and senior management positions with oversight responsibilities spanning across cost optimization, real estate operations, in-store innovation, sustainability and human capital. Her successful track record of leading teams through digital and multi-channel transformation, large scale growth and innovative tech-enabled consumer experience further enhance the Board's oversight capabilities.

KEY SKILLS AND EXPERTISE

- **Retail:** Acquired from her deep retail executive leadership experience at Walmart (NYSE: WMT) where she was responsible for the oversight of over 4,100 U.S. Walmart stores, 1.3 million employees and P&L responsibility for the organization's \$279 billion in revenue.
- **Operations:** Gained from Ms. Ruiz's experience leading complex operations and human resources functions in senior and executive level leadership positions for Walmart U.S. and Sam's Club, a division of Walmart, where she served as COO overseeing operations, real estate, territory sales, food service operation and in-store innovation for the \$65 billion warehouse club.
- **International:** Obtained from her unique directorships on several private and public, multinational company boards, including her former position on Yihoadian's Board, China's then fourth largest business to consumer E-commerce website, her service on the board of Walmart de Mexico and leadership role responsible for Walmart International Human Resources, across 27 countries.

CAREER HIGHLIGHTS

SAM'S CLUB – leading membership warehouse retail division of Walmart

- EVP, Chief Operations Officer (2017–2019)

WALMART (NYSE: WMT) – multinational retail corporation operating department and grocery stores

- EVP, International Human Resources (2014–2017)
- EVP, Chief People Officer 2010–2012
- EVP, Chief Operating Officer (2012–2014)
- Various other leadership roles (1992–2012)

OTHER BOARD DIRECTORSHIPS

- Cracker Barrel (NASDAQ: CBRL) (since 2020)
- Vital Farms (NASDAQ: VITL) (since 2020)
- TelevisaUnivision (since 2020)
- Walmart de Mexico S.A. de C.V (2016–2019)
- Yihoadian (2012–2015)

EDUCATION

- B.S., Santa Clara University

Michael C. Smith

INDEPENDENT DIRECTOR

COMMITTEES

- Nominating & Corporate Governance

Director Since: 2019

Age: 55



DIRECTOR QUALIFICATIONS

Mr. Smith contributes over 27 years of professional retail experience and a strong understanding of data analytics and logistics through a customer-centric lens. He additionally brings differentiated operational leadership expertise in the financial services, technology and retail markets.

KEY SKILLS AND EXPERTISE

- **E-commerce & Digital/Technology:** Acquired from his leadership roles at Walmart.com, a \$5 billion division, and Walmart (NYSE: WMT) stores, where he led one of the most successful omnichannel offerings in retail through the site to store launch of over 3,500 stores.
- **Distribution:** As an expert in operations, logistics and driving growth in retail, Mr. Smith's decade plus of retail leadership, including as Chief Operations Officer at Walmart.com has included responsibilities over inbound and outbound transportation, reverse logistics, customer service, customer experience and order management, as well as managing retailer relationships with national logistics and shipping companies.
- **Retail:** Developed during his tenure as an innovative consumer sector leader, including as President & Chief Operating Officer at Stitch Fix (NASDAQ: SFIX), where he was instrumental in scaling the business to a public company and oversaw client experience and merchandising.

CAREER HIGHLIGHTS

FOOTWORK – early-staged focused venture capital firm

- Co-Founder and General Partner (since 2021)

STITCH FIX (NASDAQ: SFIX) – online personal styling service and retailer

- President and Chief Operating Officer (2018–2021, COO from 2012–2016 and 2017–2021)
- Interim Chief Financial Officer (2019–2021)
- General Manager, Stitch Fix Men (2016–2017)

WALMART (NYSE: WMT) – multinational retail corporation operating department and grocery stores

- VP and Chief Operations Officer, Walmart.com (2008–2012)
- Sr. Manager and Director (2003–2008)

OTHER BOARD DIRECTORSHIPS

- Stitch Fix (NASDAQ: SFIX) (2020–2022)
- Miller Knoll (formerly Herman Miller) (NASDAQ: MLKN) (since 2019)
- Food52 (2021–2023)
- Mayvonn (2017–2022)
- Imperfect Foods (2017–2021)
- Own The Room (2016–2019)

EDUCATION

- B.A., University of Virginia
- M.B.A., University of California, Berkeley, Haas School of Business

Kecia L. Steelman

COMMITTEES

- None

Director Since: 2025

Age: 54



DIRECTOR QUALIFICATIONS

As the President and Chief Executive Officer of Ulta Beauty, Ms. Steelman contributes valuable insight to the Board regarding Ulta Beauty's strategy, operations, technology, leadership team, and associates, as a result of her day-to-day involvement in all aspects and functions of the business. With more than 30 years of experience at high-growth retailers across industries, she has developed a deep understanding of retail, and the strategies needed to succeed in the evolving environment. She also has a proven record of leading and transforming top retail brands to create positive impact across multiple stakeholder communities. Ms. Steelman leverages the power of beauty to unleash possibilities and success for Ulta Beauty's associates, guests, partners, and all stakeholders.

KEY SKILLS AND EXPERTISE

- **Retail:** Developed deep functional knowledge of every aspect of retail during her 30+ years spent in various retail leadership roles. Prior to her appointment as CEO, she was also the President & Chief Operating Officer of Ulta Beauty and was responsible for Operations, Supply Chain, IT, and strategy and transformation efforts, requiring holistic retail knowledge across the business.
- **Operations:** Specifically oversaw all operations for Ulta Beauty for 10 years, prior to becoming CEO. Given her time both in stores and operating as a multi-unit field leader at Target, the foundation of her career has always been rooted in operational expertise. In her Ulta Beauty tenure specifically, she oversaw the opening of more than 700 stores, launched Ulta Beauty @ Target and initiated international store expansion.
- **Strategy:** Stemming from her experience across retailers, she served as strategic advisors for the respective areas she led for overall organizational success. Most recently, she has directly led the strategy team at Ulta Beauty since June 2021.

CAREER HIGHLIGHTS

ULTA BEAUTY (NASDAQ: ULTA) - President and Chief Executive Officer since January of 2025

- President and Chief Operating Officer (2023-2025)
- Chief Operating Officer (2021–2023)
- Chief Store Operations Officer (2015-2021)
- Senior Vice President, Store Operations (2014-2015)

FAMILY DOLLAR (NASDAQ: FDO)

- Group Vice President (2010 – 2014)
- Vice President, Project Implementation (2009-2010)

HOME DEPOT (NASDAQ: HD)

- Vice President, General Manager – Expo Design Center (2007-2009)
- Director, New Store Innovations (2005-2007)

TARGET CORPORATION (NASDAQ: TGT)

- Lead Store Merchant (2004-2005)
- District Manager (2001 – 2004)
- Regional Merchandise Manager (1999 – 2001)
- Store Manager (1997-1999)
- Assistant Store Manager (1993 – 1997)

OTHER BOARD DIRECTORSHIPS

- World Business Chicago (since 2025)
- The Bay Club (since 2019)
- Adler Planetarium (since 2016)

EDUCATION

- B.S., Business Management – Kennedy Western University

NON-EMPLOYEE DIRECTOR COMPENSATION FOR FISCAL 2024

We strive to promote an ownership mentality among our key leadership and board of directors.

The Company utilizes equity compensation to encourage our directors to maintain meaningful stock ownership in the Company, aligning directors' interests with stockholders. As a result, each non-employee director is granted an annual equity retainer totaling \$175,000 in the form of restricted stock units (rounded up to the nearest whole share), valued using the share price of our common stock on the date of grant. During fiscal 2024, on the date of our annual meeting, each non-employee director received a grant of 452 restricted stock units that will vest on June 11, 2025.

Each non-employee director is paid an annual cash retainer. In addition, the Non-Executive Chair and each Committee Chair receives an additional cash retainer for serving in those roles. Cash payments are paid pro-rata in quarterly installments at the end of each fiscal quarter. The Compensation Committee reviews, on a regular basis, market data for the same peer group used to evaluate executive officer compensation gathered by the Compensation Committee's independent advisor for determining compensation. In June 2024, the Board of Directors approved increases to the cash retainers to bring the compensation in line with the market.

The following table sets forth the cash retainer amounts, by role, for service before and after June 11, 2024:

Role	Cash Retainer Before June 11, 2024 (\$)	Cash Retainer After June 11, 2024 (\$)
Non-Employee Director	110,000	125,000
Non-Executive Chair	180,000	200,000
Audit Committee Chair	30,000	40,000
Compensation Committee Chair	30,000	35,000
Nominating & Corporate Governance Committee Chair	20,000	25,000

The following table provides information related to non-employee director compensation earned for fiscal 2024:

Name	Fees Earned or Paid in Cash (\$)	Stock Awards (1) (\$)	Total (\$)
Lorna E. Nagler	312,597	175,236	487,833
Michelle L. Collins	119,685	175,236	294,921
Kelly E. Garcia	119,685	175,236	294,921
Catherine A. Halligan	130,317	175,236	305,553
Patricia A. Little	145,509	175,236	320,745
Michael R. MacDonald	130,317	175,236	305,553
George R. Mrkonic	142,913	175,236	318,149
Heidi G. Petz	119,685	175,236	294,921
Gisel Ruiz	145,509	175,236	320,745
Michael C. Smith	119,685	175,236	294,921

- Amounts shown represent the grant date fair value as computed in accordance with Financial Accounting Standards Board Accounting Standards Codification Topic 718, *Compensation — Stock Compensation* ("ASC 718"). For a discussion of the assumptions made in the valuation reflected in this column, see Note 14 to the consolidated financial statements for fiscal 2024 contained in our Annual Report on Form 10-K filed on March 27, 2025.

The following table sets forth the outstanding restricted stock units held by our non-employee directors as of February 1, 2025:

Name	Restricted Stock Units (#)
Lorna E. Nagler	452
Michelle L. Collins (1)	452
Kelly E. Garcia	452
Catherine A. Halligan	452
Patricia A. Little	452
Michael R. MacDonald	452
George R. Mrkonic	452
Heidi G. Petz	452
Gisel Ruiz	452
Michael C. Smith	452

1. Ms. Collins elected to defer the restricted stock units received in fiscal 2024 until her retirement or termination from the Board of Directors.

PROPOSAL TWO

RATIFICATION OF APPOINTMENT OF INDEPENDENT REGISTERED PUBLIC ACCOUNTING FIRM

What are you voting on?

You are being asked to ratify the appointment of Ernst & Young LLP as our independent registered public accounting firm for our fiscal year 2025, ending January 31, 2026.

**THE BOARD OF DIRECTORS
RECOMMENDS A VOTE
“FOR” PROPOSAL TWO**

The Audit Committee of the Board of Directors has appointed Ernst & Young LLP as our independent registered public accounting firm for fiscal 2025, ending January 31, 2026. Services provided to Ulta Beauty by Ernst & Young LLP in fiscal 2024 are described under “Fees to Independent Registered Public Accounting Firm” below. Additional information regarding the Audit Committee is provided on page 19. Ernst & Young LLP has audited the financial statements of Ulta Beauty since 1997. The Audit Committee believes that the tenure of Ernst & Young LLP is a benefit to the Company because of their institutional knowledge of our business, as well as the avoidance of costs and time that would be associated with a new auditor. Ernst & Young LLP rotates the assurance engagement partner on the audit engagement every five years, consistent with independence requirements. A new assurance engagement partner was appointed in fiscal 2024. Representatives of Ernst & Young LLP will be available at the Annual Meeting to respond to appropriate questions and to make such statements as they may desire.

Stockholder ratification of the selection of Ernst & Young LLP as our independent registered public accounting firm is not required by our Bylaws or otherwise. However, the Board of Directors is submitting the selection of Ernst & Young LLP to the stockholders for ratification as a matter of good corporate governance practice. If the stockholders fail to ratify the selection, the Audit Committee will reconsider whether or not to retain that firm. Even if the selection is ratified, the Audit Committee, in its discretion, may direct the appointment of a different independent registered public accounting firm at any time during the year if it determines that such a change would be in the best interests of Ulta Beauty and our stockholders.

The affirmative vote of the holders of a majority of the shares present virtually online or represented by proxy and entitled to vote at the Annual Meeting will be required to ratify the appointment of Ernst & Young LLP. Abstentions will be counted toward the tabulation of votes cast on proposals presented to the stockholders and will have the same effect as negative votes. Broker non-votes, if any, will be counted towards a quorum, but will not be counted for any purpose in determining whether this proposal has been ratified.

FEES TO INDEPENDENT REGISTERED PUBLIC ACCOUNTING FIRM

The following table sets forth the aggregate fees billed by Ernst & Young LLP for professional services rendered for fiscal 2024 and 2023:

	2024	2023
Audit Fees (1)	\$ 2,800,000	\$ 2,659,000
Audit-Related Fees	—	—
Tax Fees (2)	690,000	927,000
All Other Fees (3)	142,000	715,000
Total	\$ 3,632,000	\$ 4,301,000

1. Audit fees consist of fees and expenses for the annual audit of our consolidated financial statements included in the Annual Report on Form 10-K, the annual audit of our internal control over financial reporting, the quarterly reviews of our consolidated financial statements included in Quarterly Reports on Form 10-Q, accounting consultations, and services related to other regulatory filings made with the SEC.
2. Tax fees and expenses in fiscal 2024 consist of \$690,000 for tax compliance and preparation services. Tax fees and expenses in fiscal 2023 consist of \$119,000 for tax planning, advisory, and consulting services and \$808,000 for tax compliance and preparation services.
3. All other fees consist of fees for access to online research software as well as advisory services associated with information technology systems.

The Audit Committee has approved all professional fees paid to Ernst & Young LLP.

The Audit Committee has established procedures for the pre-approval of all audit and non-audit-related services provided by our independent registered public accounting firm. The procedures include, in part, that: (i) the Audit Committee, on an annual basis, shall pre-approve the independent registered public accounting firm's engagement letter/annual service plan; (ii) the Audit Committee must pre-approve any permitted service not included in the annual service plan; (iii) the Audit Committee Chair has the ability to pre-approve any permitted service up to a pre-determined amount between regularly scheduled meetings, as applicable, and a report of such services and related fees are to be disclosed to the full Audit Committee at the next scheduled meeting; and (iv) the Audit Committee will review a summary of the services provided and the fees paid on an annual basis.

AUDIT COMMITTEE

The Audit Committee provides assistance to the Board of Directors in fulfilling its responsibility to our stockholders, potential stockholders, the investment community, and other stakeholders relating to the Company's accounting and financial reporting process and the audits of the Company's financial statements. During fiscal 2024, the Audit Committee held ten meetings.

Specifically, the Audit Committee assists the Board of Directors in monitoring the integrity of our financial statements, our independent registered public accounting firm's qualifications and independence, the performance of our internal audit function and independent registered public accounting firm, our compliance with legal and regulatory requirements, and our policies with respect to risk assessment and risk management, including data privacy, cybersecurity, artificial intelligence, and other technology risks. The Audit Committee annually evaluates its own performance and reports its findings and action plans to the Board. The Audit Committee has direct responsibility for the appointment, compensation, retention (including termination), and oversight of our independent registered public accounting firm. Our independent registered public accounting firm reports directly to the Audit Committee.

During fiscal 2024, the Audit Committee was composed of the following independent directors: Ms. Collins, Mr. Garcia, Ms. Little, Mr. MacDonald, and Ms. Petz. Ms. Little serves as the current Chair of the Audit Committee. Each of the following current members of the Committee were designated by the Board of Directors as an "Audit Committee financial expert" as defined in applicable SEC rules: Ms. Collins, Ms. Little, Mr. MacDonald, and Ms. Petz. The Board of Directors made a qualitative assessment of each member's level of knowledge and experience based on a number of factors, including education and work, management, and director experience. The Board of Directors has determined that all members of our Audit Committee are financially literate and are independent, as independence is defined in Rule 5605(a)(2) of the NASDAQ listing standards and Section 10A(m)(3) of the Securities Exchange Act of 1934, as amended (the "Exchange Act"). The Audit Committee acts under a written charter that was adopted by the Board of Directors and has been published under "Governance" in the Investor Relations section of the Ulta Beauty website located at <https://ulta.com/investor>.

REPORT OF THE AUDIT COMMITTEE OF THE BOARD OF DIRECTORS¹

The Audit Committee assists the Board of Directors in fulfilling its responsibility for oversight of the quality and integrity of the accounting, auditing, and financial reporting processes, and practices of Ulta Beauty. In addition, the Audit Committee oversees mitigation efforts related to data privacy, cybersecurity, artificial intelligence, and other technology risks.

The Audit Committee oversees Ulta Beauty’s financial process on behalf of the Board of Directors. Management has the primary responsibility for the financial statements and the reporting process, including the systems of internal controls. Ulta Beauty has an Internal Audit Department that is actively involved in examining and evaluating Ulta Beauty’s financial, operational, and information systems activities and reports functionally to the Audit Committee and administratively to management. In fulfilling its oversight responsibilities, the Audit Committee reviewed and discussed with management the periodic reports, including the audited financial statements in our Annual Report on Form 10-K. This included a discussion of the quality, not just the acceptability, of the accounting principles, the reasonableness of significant judgments, and the clarity of disclosures in the financial statements.

The Audit Committee reviewed with the independent registered public accounting firm, which is responsible for expressing an opinion on the conformity of those audited financial statements with accounting principles generally accepted in the United States, its judgments as to the quality, not just the acceptability, of Ulta Beauty’s accounting principles and such other matters as are required to be discussed with the Audit Committee under generally accepted auditing standards, including the Public Company Accounting Oversight Board Standard No. 1301, *Communications with Audit Committees* (AS 1301). In addition, the Audit Committee has discussed with the independent registered public accounting firm the firm’s independence from management and Ulta Beauty, including the matters in the written disclosures and the Letter from the Independent Registered Public Accounting Firm required by applicable requirements of the Public Company Accounting Oversight Board regarding the firm’s communications with the Audit Committee concerning independence.

The Audit Committee discussed with Ulta Beauty’s independent registered public accounting firm the overall scope and plans for their audit and developed a pre-approval process for all independent registered public accounting firm services. The Audit Committee meets with the independent registered public accounting firm, with and without management present, to discuss the results of their examination, their evaluation of Ulta Beauty’s internal and disclosure controls, and the overall quality of Ulta Beauty’s financial reporting. As noted, the Audit Committee held ten meetings during fiscal 2024.

In reliance on the reviews and discussions referred to above, the Audit Committee recommended to the Board of Directors, and the Board of Directors approved, that the audited financial statements be included in Ulta Beauty’s Annual Report on Form 10-K for fiscal 2024, ended February 1, 2025, for filing with the SEC. The Audit Committee has appointed Ernst & Young LLP to be Ulta Beauty’s independent registered public accounting firm for fiscal 2025, ending January 31, 2026.

Audit Committee of the Board of Directors

Patricia A. Little (Chair)
Michelle L. Collins
Kelly E. Garcia
Michael R. MacDonald
Heidi G. Petz

¹ This report is not “soliciting material,” is not deemed filed with the SEC, and is not to be incorporated by reference into any Ulta Beauty filing under the Securities Act of 1933 (as amended, the “Securities Act”) or the Exchange Act, whether made before or after the date hereof and irrespective of any general incorporation language contained in such filing.

COMPENSATION COMMITTEE

During fiscal 2024, the Compensation Committee was composed of the following directors, all of whom satisfy the independence requirements of NASDAQ: Ms. Collins, Ms. Halligan, Mr. Mrkonjic, and Ms. Ruiz. Ms. Ruiz serves as the current Chair of the Compensation Committee. During fiscal 2024, the Compensation Committee held seven meetings.

The Compensation Committee acts under a written charter that was adopted by the Board of Directors and has been published under “Governance” in the Investor Relations section of the Ulta Beauty website located at <https://ulta.com/investor>. Under this charter, the Compensation Committee is responsible for:

- setting our compensation philosophy;
- reviewing and approving the compensation for the CEO and the CEO’s direct reports (“C-Level Officers”);
- reviewing and recommending to the Board the compensation for non-employee directors;
- supervising compensation policies for all associates, including reviewing the compensation structure and procedures;
- recommending to the Board the employment, appointment, and removal of C-Level Officers in accordance with the Compensation Committee Charter;
- establishing, amending, and terminating compensation and benefits plans and administering such plans, including the Company’s Clawback Policy;
- annually evaluating its own performance and reporting findings and action plans to the Board; and
- periodically reviewing with management the Company’s policies, practices, and strategies relating to human capital management as they relate to the Company’s workforce generally, including policies and strategies regarding recruiting, selection, talent development, progression and retention, succession planning, workplace health and safety, and culture including engagement, inclusion and belonging.

The Compensation Committee may under its charter delegate any of its responsibilities to a subcommittee, but only to the extent consistent with our Bylaws, Certificate of Incorporation, and NASDAQ rules.

COMPENSATION CONSULTANT

During fiscal 2024, the Compensation Committee engaged Pay Governance as its outside consultant to assist the Compensation Committee with executive and non-employee director compensation program design, to advise and consult with the Committee on general compensation issues, and to keep the Committee apprised of regulatory, legislative, and accounting developments and competitive practices related to executive and director compensation. In those capacities, Pay Governance was engaged directly by the Compensation Committee. During fiscal 2024, Pay Governance provided no services to the Company other than the consulting services provided to the Compensation Committee. Pay Governance is an independent executive compensation consulting firm and does not determine or recommend the exact amount or form of executive compensation for any executive officers. Pay Governance reports directly to the Compensation Committee, and a representative of Pay Governance, when requested, attends meetings of the Committee, is available to participate in executive sessions, and communicates directly with the Chair of the Compensation Committee or its members outside of meetings. The Compensation Committee has reviewed the nature of and extent of the relationship between the Compensation Committee, the Company, and Pay Governance with respect to any potential conflicts of interest or similar concerns. Based on that review, the Compensation Committee believes that there are no conflicts of interest or potential conflicts of interest that would unduly influence Pay Governance’s provision of advice that is independent of management to the Compensation Committee.

COMPENSATION RISK

The Company reviewed its compensation plans, practices, and policies and determined that it does not have any such plans, practices, and policies that create risks that are reasonably likely to have a material adverse effect on the Company based on, but not limited to the following:

- the Company's variable compensation programs are linked to specific performance goals set and approved by the Compensation Committee for executive officers and for other associates by supervisors consistent with the Company's compensation philosophy and business goals;
- the performance periods for the pay programs are designed to match the period for which the associate has influence on the results and incorporate incentives of a longer-term nature to tie the associate to the actual results;
- payments under the incentives are capped and subject to potential clawback;
- earned award levels are reviewed and certified by the Compensation Committee, management, payroll, and human resources;
- the mix between fixed and variable pay is balanced so as to neither discourage proper risk taking, nor encourage excessive risk taking;
- participants cannot approve their own performance goals, nor their own payouts; and
- the Compensation Committee actively oversees the executive compensation program and has flexibility to use its judgment in assessing performance and pay, including oversight over clawback of executive compensation.

COMPENSATION COMMITTEE INTERLOCKS AND INSIDER PARTICIPATION

During fiscal 2024, none of the members of our Compensation Committee had at any time been one of our officers or associates. None of our executive officers currently serves, or in the past year has served, as a member of the Compensation Committee, or other Committee serving an equivalent function. Other than our CEO, none of our executive officers currently serves, or in the past year has served, as a member of the Board of Directors. See also "Certain Relationships and Transactions" below.

REPORT OF THE COMPENSATION COMMITTEE OF THE BOARD OF DIRECTORS²

The Compensation Committee has reviewed and discussed the following Compensation Discussion and Analysis (“CD&A”) with management. Based on this review and discussion, the Compensation Committee recommended to the Board of Directors, and the Board of Directors approved, that the CD&A be included in Ulta Beauty’s fiscal 2024 Annual Report on Form 10-K and this proxy statement.

Compensation Committee of the Board of Directors

Gisel Ruiz (Chair)
Michelle L. Collins
Catherine A. Halligan
George R. Mrkonic

² This report is not “soliciting material,” is not deemed filed with the SEC, and is not to be incorporated by reference into any Ulta Beauty filing under the Securities Act or the Exchange Act, whether made before or after the date hereof and irrespective of any general incorporation language contained in such filing.



Compensation Discussion and Analysis

OUR COMPANY

Ulta Beauty is the largest specialty beauty retailer in the United States and the premier beauty and wellness destination for cosmetics, fragrance, skin care products, hair care products, and salon services. Key aspects of our business include:

One-of-a-kind Assortment. We offer guests a differentiated assortment of approximately 29,000 products from approximately 600 established and emerging beauty brands across a variety of categories and price points. We offer a wide selection of beauty and wellness categories, from mass to prestige price points, across cosmetics, fragrance, haircare, skincare, bath and body products, professional hair products, and salon styling tools.

Store Footprint. We operate more than 1,400 stores predominantly located in convenient, high-traffic locations. With a bright and open store environment, we make it easy for guests to discover new products and services. Our store design, fixtures, and open layout provide the flexibility to respond to consumer trends and changes in our merchandising strategy. We also offer beauty services in nearly every store, including a full-service hair salon and a Benefit™ Brow Bar. In addition to our free-standing locations, through our partnership with Target Corporation we have more than 600 Ulta Beauty at Target shop-in-shops which provide guests with a highly-curated, prestige beauty assortment in a unique and elevated presentation in 1,000 square feet of dedicated space within certain Target locations.

Leading Digital Experiences. Through our website, Ulta.com, and our mobile applications, we offer guests convenient, immersive, and personalized digital experiences. Our digital channels enable always-on shopping and discovery, and our diverse fulfillment options, including buy online pick-up in store, buy online pick-up curbside, ship from store, ship from distribution center, and same-day delivery, provide guests with value and convenience. In addition to e-commerce platforms, we offer guests a variety of unique digital experiences, including virtual try-on and skin analysis tools, which leverage augmented reality capabilities and artificial intelligence tools to provide guests with personalized experiences.

Best-in-Class Loyalty Program. Our best-in-class loyalty program, Ulta Beauty Rewards, enables members to earn points for every dollar spent on products and beauty services at Ulta Beauty, through purchases on our private label and co-branded credit cards, and purchases at Ulta Beauty at Target. In addition to unique membership benefits, members can redeem points for discounts on any product or service at Ulta Beauty. With more than 95% of total sales coming from members, we are uniquely positioned with a deep understanding of our customers and their preferences, enabling us to personalize experiences, recommendations, and promotions through our Customer Relationship Management (CRM) platform and support our brand partners' growth.

Great Guest Experiences. We cultivate human connection with warm and welcoming guest experiences across all of our channels. Our knowledgeable and approachable store associates, our differentiated service offerings, and our efforts to create relevant, compelling digital content are competitive advantages and enable us to build strong engagement with guests.

We were founded in 1990 as a beauty retailer at a time when prestige, mass, and salon products were sold through distinct channels — department stores for prestige products; drug stores and mass merchandisers for mass products; and salons and authorized retail outlets for professional hair care products. We developed a unique specialty retail concept that offers a broad range of brands and price points, select beauty services, and a convenient and welcoming shopping environment. We define our target consumer as a beauty enthusiast, a consumer who is

passionate about the beauty category, uses beauty for self-expression, experimentation, and self-investment, and has high expectations for the shopping experience. We estimate there are approximately 140 million beauty enthusiasts in the U.S.

EXECUTIVE SUMMARY

This Compensation Discussion and Analysis (“CD&A”) describes the material elements of our executive compensation program during fiscal 2024. It also provides an overview of how and why our Compensation Committee arrived at the specific compensation decisions for our named executive officers for fiscal 2024, including the key factors that the Compensation Committee considered in determining named executive officer compensation. Below is an overview of some of these key factors:

- **We grew sales and earnings.** The Ulta Beauty team delivered solid results for the year. Net sales increased to \$11.3 billion, 0.8% over fiscal 2023, a 53-week year. Net sales in the 53rd week of fiscal 2023 were approximately \$181.9 million. Operating income was \$1.6 billion, or 13.9% of net sales, compared to \$1.7 billion, or 15.0% of net sales, in fiscal 2023.
- **We engaged with guests across all platforms.** We increased the number of members in our Ulta Beauty Rewards loyalty program by 3% to a record 44.6 million members. We enhanced our assortment through the launch of 40 new brands and the relaunch of our Ulta Beauty Collection, and we drove significant improvement in brand love and social engagement through compelling marketing and advertising efforts. Additionally, we expanded our accessibility through the opening of 60 net new stores, 100 new Ulta Beauty at Target shop-in-shop locations, and improved digital functionality.
- **We made progress on our foundational transformation initiatives.** We completed the retrofit of our Greenwood distribution center, began the retrofit of our Dallas distribution center, and opened our Bolingbrook market fulfillment center. We successfully transitioned our digital store to a new architecture and completed the multi-year implementation of our new enterprise resource planning platform, with the transition of our entire store fleet to the new platform. We also completed the transition to a new enterprise data platform on Google cloud infrastructure, a modern ecosystem for analytics and data-driven decisioning capabilities.
- **We continued to invest to protect and cultivate our world class culture and talent.** Our focus on creating a working environment where every associate can be their authentic self and where they can grow their careers is reflected in our associate recruiting, retention and engagement. Our associate retention improved, and our 2024 culture survey results reinforced that our overall associate engagement remains strong.
- **We delivered long-term results for our stockholders.** In a dynamic and competitive operating environment, our five-year total stockholder return (“TSR”) covering fiscal 2020-2024 was 54%, which included generating positive returns in fiscal 2020, one of the most challenging years, as we navigated through the impact of the COVID-19 pandemic and its related impact on the Company. Reflecting a more challenging operating environment, including slower growth of the beauty category, our one-year TSR was (18%). We maintained our balance sheet strength throughout the period, ending fiscal 2024 with \$703.2 million of cash and cash equivalents. Since 2014, Ulta Beauty has purchased 20.9 million shares of its common stock for \$6.8 billion, while continuing to make strategic growth investments.
- **We ensured our compensation programs reflected business expectations.** Our Compensation Committee approved a short-term incentive program that was tied to a full-year earnings before taxes (“EBT”) goal set at the beginning of the year. Fiscal 2024 was more challenging than we expected, and we did not meet our EBT target. As a result, short-term incentive compensation for fiscal 2024 was paid at 61% of target. For the long-term incentive program, the Compensation Committee maintained a mix of equity that provides performance-based restricted stock units (“PBSs”), stock options and restricted stock units (“RSUs”) delivering 50%, 30% and 20% of the target value, respectively, to Named Executive Officers (the “NEOs”). The Compensation Committee approved PBS awards that may be earned based upon achievement of two-year financial performance goals, subject to a cumulative three-year TSR modifier and three-year vesting.

COMPENSATION OVERVIEW

This CD&A describes the Company's executive compensation program and explains how the Compensation Committee made compensation decisions for the following NEOs related to fiscal 2024:

Named Executive Officer	Title
Kecia L. Steelman (1)	President and Chief Executive Officer
Paula M. Oyibo (2)	Chief Financial Officer
Jodi J. Caro	General Counsel, Chief Risk & Compliance Officer
Anita J. Ryan	Chief Human Resources Officer
David C. Kimbell (3)	Former Chief Executive Officer
Scott M. Settersten (4)	Former Chief Financial Officer

1. Ms. Steelman was promoted from President and Chief Operating Officer to President and Chief Executive Officer effective January 6, 2025.
2. Ms. Oyibo was promoted from Senior Vice President, Finance to Chief Financial Officer effective April 1, 2024.
3. Mr. Kimbell retired as CEO effective January 6, 2025.
4. Mr. Settersten retired as CFO effective April 1, 2024.

Our compensation programs for fiscal 2024 are summarized below.

- Salaries are established early in each fiscal year and reflect competitive market data, company and individual performance, succession planning, and internal equity among other factors. Salary represents the smallest and only fixed portion of NEO pay.
- The annual incentive plan is tied solely to full-year Incentive EBT attainment. When determining the achievement of EBT for fiscal 2024, the Compensation Committee used Incentive EBT, which incorporates Committee-approved adjustments pursuant to a previously approved list of criteria. During fiscal 2024, Incentive EBT reflected adjustments to operating income for unplanned restructuring expenses.
- For the annual award of equity granted in March, the Compensation Committee awarded NEOs 50% of the target value in the form of PBSs, 30% in the form of stock options, and 20% in the form of time-based RSUs. The Compensation Committee believes that utilizing three different equity incentive vehicles provides a balanced approach and is in line with the compensation philosophy to attract, retain and motivate executives in alignment with stockholders. PBSs align executives and stockholders by incentivizing management to implement the company's long-term strategies and achieve multiyear EBT and revenue goals; stock options incent executives to increase the stock price over time, aligning them with the interests of stockholders; and RSUs align the executive and stockholders for the same reason and reward the executive only after the three-year cliff vesting period has lapsed.

The alignment of performance and pay in fiscal 2024 reflects our compensation philosophy.

Executive pay is delivered through a performance-based compensation program that provides the opportunity to earn meaningful compensation upon achievement of superior performance and limits earnings opportunity when results are not satisfactory. Annual incentive opportunity is directly tied to one quantifiable objective performance target: EBT. No awards are paid under this program if a threshold level of EBT is not achieved. In addition, PBSs are earned based on the attainment of two-year EBT growth and two-year revenue growth goals, subject to a three-year TSR modifier as described below.

Our long-term incentive plan (“LTIP”) is designed to focus on our plan to drive long-term profitable growth.

The LTIP uses PBSs that are earned based on attainment of two-year EBT growth and two-year revenue growth goals and require a third year of vesting to deliver 50% of the target LTI value for our NEOs. The Compensation Committee chose to use revenue as a metric as it is a measurement of growth. EBT was chosen as a metric because of its focus on profitable growth, which is a key indicator of our operating performance and therefore closely tied to stockholder value. EBT and revenue are weighted equally at 50%. Each performance metric and its resulting payout operate independently of each other. The resulting PBS award payout is then subject to modification such that the award will be paid at target if the Company’s TSR for its 2024-2026 fiscal years decreases by 10% or more even if revenue and/or EBT performance exceeds target, *or* if TSR is 10% or more and the revenue and/or EBT performance targets are not met. The LTIP also includes non-qualified stock options with four-year vesting and time-based RSUs with three-year cliff vesting. Stock options only deliver executive compensation if the share price rises above the fair market value grant price, also aligning executive’s interests in share value growth, and time-based RSUs serve as a retention vehicle and further align associates’ interests with stockholder value.

We value stockholder engagement and consider the results of our say-on-pay votes.

At our 2024 Annual Meeting of Stockholders, approximately 89% of stockholders indicated their approval of the compensation paid to our NEOs through the advisory vote to approve executive compensation (“say-on-pay”). The Compensation Committee believes that this vote affirms stockholder support of the Company’s approach to executive compensation. Our stockholders have consistently supported our say-on-pay proposals. The Compensation Committee will continue to consider the outcome of the Company’s say-on-pay votes when making future compensation decisions for our NEOs. We regularly review and assess our compensation programs to ensure that they are aligned with our business strategies and that the type and mix of short-term and long-term incentive vehicles used continue to align management with stockholders’ interests and reward for high performance.

Feedback from stockholders is an important consideration that the Compensation Committee uses when formulating future compensation programs. The Company actively solicits feedback on a wide range of topics, including executive compensation, corporate governance, and environmental and social responsibility issues.

PHILOSOPHY

OUR PHILOSOPHY	HOW WE EXECUTE OUR PHILOSOPHY
<p>Our executive compensation philosophy is to provide compensation opportunities that attract, retain, and motivate talented key executives.</p>	<ul style="list-style-type: none"> □ We annually evaluate the competitiveness and effectiveness of our compensation programs against other comparable businesses based on industry, size, and other relevant business factors. □ We link annual incentive compensation to our performance on a key measurable financial goal – EBT – that drives stockholder value. □ We focus a significant portion of the executives’ compensation on equity-based incentives to align interests closely with stockholders. □ We manage “pay for performance” such that pay is clearly linked to business and individual performance.

OVERVIEW OF 2024 COMPENSATION

Our fiscal 2024 compensation program consisted of a base salary, annual incentive plan, and long-term incentive plan. This mix of compensation is intended to ensure that total compensation reflects our overall intent to motivate executive officers to meet appropriate performance measures and to align management with stockholders' long-term interests.

Components of Compensation

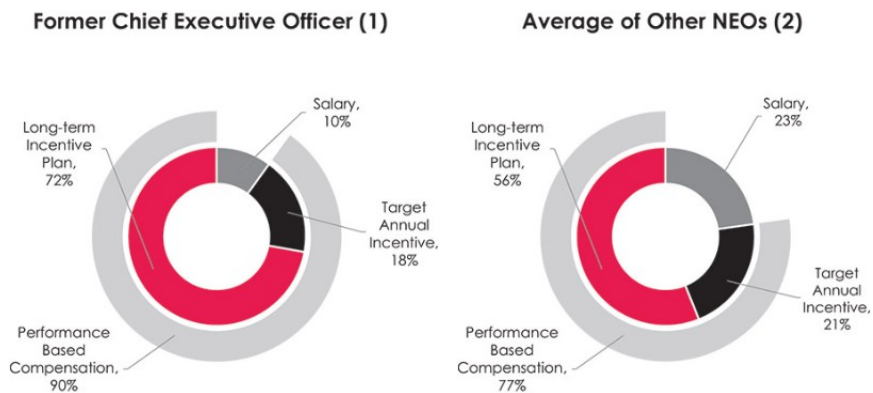
The majority of target compensation we offer our NEOs is delivered in variable, performance-based elements.

The material components of our executive compensation program design and their purposes and key characteristics are summarized in the following table:

	Reward Element	Purpose	Form	Type	Duration
Fixed	Base Salary	Compensation for duties and responsibilities	Cash	Fixed	One-year
	Annual Incentive Plan	Rewards NEOs for achievement of company-wide EBT goal	Cash	Performance Based	One-year
At Risk	Long-Term Incentive Plan	Rewards creation of long-term stockholder value	Performance-Based Units (50% of award value)	Performance Based	Three-year to Four-year
			Stock Options (30% of award value)		
			Restricted Stock Units (20% of award value)		

As part of our continued emphasis on creating stockholder value, we utilize EBT as the single performance measure for the corporate annual incentive for all officers. This focus on a single financial performance objective reflects the Company's strong linkage between stockholder value creation and management incentives. Each fiscal year, the Board of Directors approves the EBT target goal. The Compensation Committee then approves the threshold and maximum performance against the EBT target at the beginning of the fiscal year. This target reflects a rigorous goal setting process in which management and the Board worked collaboratively to set stretch targets reflective of our ambitious growth goals which are tied to the Company's operating plans. For fiscal 2024, we achieved performance with Incentive EBT of \$1.58 billion, which was below the challenging target. Having reviewed these results and its assessment of overall performance, the Compensation Committee approved annual cash incentives for the NEOs payable at 60.86% of their target annual incentives.

We use PBSs, stock options, and RSUs as a means of providing long-term incentives for our NEOs. PBS awards are tied to the attainment of both two-year EBT growth and two-year revenue growth goals and require a third year of vesting. Payout of the PBS awards is also subject to modification such that the awards will be paid at target if the Company's TSR for its 2024-2026 fiscal years decreases by 10% or more even if revenue and/or EBT performance exceeds target, or if TSR is 10% or more and the revenue and/or EBT performance targets are not met. The first chart below shows the mix of our former CEO's fiscal 2024 target compensation by component and the portion of total compensation that is performance based. The second chart shows this same data for our other NEOs' fiscal 2024 target compensation.



The use of stock options and PBSs emphasizes long-term alignment with stockholder value, as the stock options will not have any value unless our share price increases and the PBSs will not vest unless performance goals are met.

1. Chart is based on the former CEO's target compensation for fiscal 2024 as the CEO transition did not occur until January 2025.
2. Other NEOs consist of Ms. Steelman, Ms. Oyibo, Ms. Caro and Ms. Ryan. Mr. Settersten is excluded as his planned retirement occurred on April 1, 2024 and therefore his target compensation for fiscal 2024 was not reflective of a full year as the CFO.

2024 Executive Compensation Process

What We Do:

Compensation Committee Reviews Comparative Pay Levels

We review competitive pay levels among a peer group of retailers with revenues similar to Ulta Beauty, compensation survey data for similarly sized retail companies from the Willis Towers Watson Retail Executive Survey Report, and compensation survey data for similarly sized general industry companies from the Willis Towers Watson CDB General Industry Survey report.

Our CEO Provides Input for Other Executives

The CEO, with input from our human resources department on competitive market positions, recommends to the Compensation Committee the compensation of other executives based on the executive's performance and internal pay equity among the executive team, as well as talent and succession planning considerations. The CEO does not participate in the discussion or setting of their own compensation.

Compensation Committee Makes Final Determination

The Compensation Committee approves executive compensation after deliberation, taking into account such factors as talent planning, succession, and Company performance. In addition, the Committee considers such factors as total compensation philosophy, individual performance, and the positioning of Ulta Beauty's executive total compensation levels relative to market.

Objectives and Considerations:

We consider the nature and job scope of each NEO.

We consider internal pay positioning, taking into account each NEO's pay components and levels relative to other executives with respect to role, length of time the NEO has served in the NEO's current position, seniority, and level of responsibility.

We consider the accounting and tax impact of each element of compensation.

We consider competitive pay levels and practices for similar positions among identified data sets.

ULTA BEAUTY 2024 COMPENSATION PEER GROUP

AutoZone Inc.
Bath & Body Works, Inc.
Burlington Stores, Inc.
Dick's Sporting Goods, Inc.

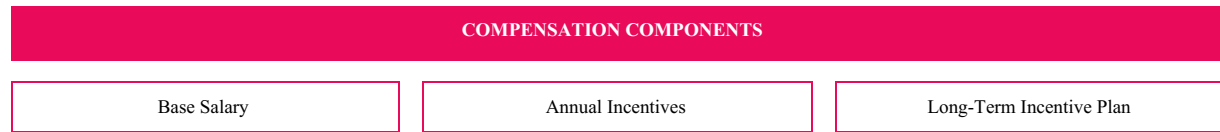
Foot Locker, Inc.
Lululemon Athletica Inc.
O'Reilly Auto Parts
PVH Corp.
Ross Stores, Inc.

Tractor Supply Company
Under Armour, Inc.
V.F. Corporation
Williams-Sonoma, Inc.

The Compensation Committee selected a peer group of companies that are generally within 0.5x to 3.0x of Ulta's revenues and/or 0.2x to 4.0x Ulta Beauty's market capitalization and with whom we may compete for talent. The Compensation Committee assesses the peer group annually to ensure the peer group remains relevant from industry, size, and performance perspectives for use in benchmarking pay to inform its decisions. For 2024 compensation assessment, Capri Holdings Limited was removed from the peer group because its revenues and market capitalization had declined below the screening criteria and was planning to be acquired. In order to

maintain a sufficiently robust peer group, AutoZone Inc. and O'Reilly Auto Parts were added because they both satisfied the screening criteria.

2024 COMPENSATION COMPONENTS



Base Salary

Base salaries are reviewed annually and are set based on competitiveness versus the external market, talent planning, internal merit increase budgets, individual and Company performance, and internal equity considerations.

The NEO base salaries for fiscal 2024 and 2023 were:

Named Executive Officer	2024 Base Salary (\$)	2023 Base Salary (\$)
Kecia L. Steelman	1,136,115	1,065,022
Paula M. Oyibo	690,390	n/a
Jodi J. Caro	690,955	658,050
Anita J. Ryan	646,339	562,016
David C. Kimbell	1,350,003	1,350,003
Scott M. Settersten	154,900	805,480

Ms. Steelman received a 5% merit increase in March 2024, resulting in a base salary of \$1,118,291, and then an additional 21% increase in January 2025 in connection with her promotion to CEO, resulting in a base salary of \$1,350,000. In connection with her promotion to CFO, Ms. Oyibo's base salary was increased to \$725,005. Mr. Settersten's base salary for fiscal 2024 was \$805,480. Each of Ms. Steelman's, Ms. Oyibo's and Mr. Settersten's salaries reflected in the table above is prorated based on time spent in their respective roles during the fiscal year.

Ms. Ryan received a 4% merit increase and 11% market adjustment as the Committee continued to migrate her pay to more market-competitive level. In addition, the Compensation Committee approved a merit increase of 5%, for Ms. Caro. These base salary levels are competitive with the peer and survey data and reflect the Committee's assessment of the executives' performance and criticality to the organization.

Compensation Discussion and Analysis

Annual Incentives

The NEO target annual incentives, shown as a percentage of base salaries, for fiscal 2024 compared to fiscal 2023 were as follows:

Named Executive Officer	2024 Annual Incentive Target	2023 Annual Incentive Target
Kecia L. Steelman	180 %	115 %
Paula M. Oyibo	100 %	n/a %
Jodi J. Caro	65 %	65 %
Anita J. Ryan	65 %	65 %
David C. Kimbell	180 %	180 %
Scott M. Settersten	n/a %	100 %

Ms. Steelman's and Ms. Oyibo's incentive targets were changed in line with promotions and the 2024 bonus amount was prorated based on time in role. Mr. Settersten did not receive an annual incentive award in 2024 due to his planned retirement.

In fiscal 2024, target EBT under the annual incentive program was \$1.73 billion. This target reflected a rigorous goal-setting process in which management and the Compensation Committee worked collaboratively to set targets reflective of our growth expectations. When approving the fiscal 2024 EBT goal, the Committee determined the goal was appropriate given the prior year's extraordinary performance over plan, concerns over the economy in an inflationary and rising interest rate environment and substantial capital investments in enterprise systems.

The fiscal 2024 annual incentive performance/payout range was as follows:

	2024 Annual Incentive Performance Percent to Target	Payout as a % of Target
Threshold	87 %	40 %
Target	100 %	100 %
Maximum	110 %	200 %

When determining the achievement of EBT for fiscal 2024, the Compensation Committee uses Incentive EBT, which incorporates Committee-approved adjustments pursuant to a previously approved list of criteria. During fiscal 2024, the Compensation Committee approved adjustments to operating income for unplanned restructuring expenses, which resulted in an Incentive EBT performance of \$1.59 billion. Therefore, the annual incentive payout was 60.86% of target based on Incentive EBT performance of less than 100% of target. The Compensation Committee can use negative discretion to reduce calculated annual incentive payouts but did not apply any downward discretion in fiscal 2024.

Long-Term Incentive Plan

During fiscal 2024, we provided long-term incentive awards through grants of PBSs, stock options, and RSUs to our NEOs and certain other associates. Under the LTIP, each eligible associate may receive an award with a value that is targeted to a percentage of base salary, with the ultimate value dependent upon Company performance.

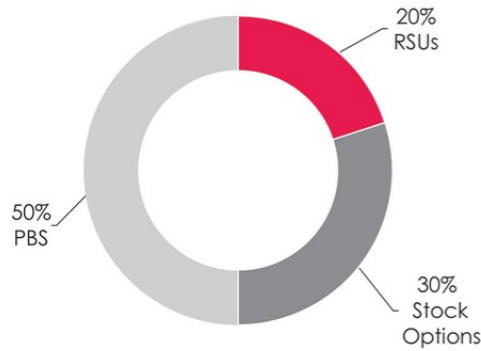
The LTIP awards, shown as a percentage of base salaries, for fiscal 2024 compared to fiscal 2023 were as follows:

Named Executive Officer	2024 LTIP Target Percentage	2023 LTIP Target Percentage
Kecia L. Steelman	380 %	350 %
Paula M. Oyibo	200 %	n/a %
Jodi J. Caro	150 %	150 %
Anita J. Ryan	125 %	125 %
David C. Kimbell	710 %	655 %
Scott M. Settersten	n/a %	230 %

The Compensation Committee increased the LTIP target percentage for Ms. Steelman and Mr. Kimbell for fiscal 2024 to further align their compensation with stockholders for long-term value creation and provide market competitive long-term compensation opportunities. Ms. Steelman did not receive any additional equity awards in fiscal 2024 in connection with her promotion to CEO. Mr. Settersten did not receive any equity awards in 2024 due to his planned retirement.

Consistent with our pay-for-performance orientation, the Compensation Committee granted the annual LTIP award with the following mix:

2024 CEO and NEOs' Variable Equity Mix



Compensation Discussion and Analysis

PBS	Stock Options	RSUs
<p>PBSs granted under the LTIP have the following characteristics:</p> <ul style="list-style-type: none"> ✓ tied to achievement of two-year revenue and EBT targets; ✓ 50% of PBS grant value tied to attainment of revenue target and 50% of PBS grant value tied to attainment of EBT target; ✓ the number of shares earned can be less or greater than target, including zero, based on Company performance; ✓ following the end of the two-year performance period, a third year of time vesting is required before the number of earned shares is delivered to the recipient; and ✓ the PBS awards are paid at target if three-year TSR decreases by 10% or more even if revenue and/or EBT performance exceeds target, or if TSR is 10% or more and the revenue and/or EBT performance targets are not met. 	<p>Stock options granted under the LTIP generally have the following characteristics:</p> <ul style="list-style-type: none"> ✓ exercise price equal to the fair market value of our common stock on the date of grant; ✓ ratable vesting, on an annual basis over a four-year period; and ✓ ten-year term from the date of grant. 	<p>RSUs granted under the LTIP generally have the following characteristics:</p> <ul style="list-style-type: none"> ✓ entitle the holder to receive an equal number of shares of common stock at settlement; and ✓ cliff vest three years from grant date.

As described in our proxy statement filed in 2024, the PBSs granted in 2022 were eligible to be earned based on two one-year cumulative revenue and EBT targets for fiscal 2022 and 2023, and subject to a three-year TSR modifier. Achievement in each of fiscal 2022 and 2023 resulted in a payout of 200% of target for the revenue component and 200% of target for the EBT component, which were subject to a performance cap if three-year TSR for fiscal years 2022-2024 was not positive. Based on the average closing stock price for the 20 trading days ending February 1, 2025 of \$416.69, the three-year TSR was positive and performance cap was not applied. Therefore, the PBSs vested at 200% of target for the revenue component and 200% of target for the EBT component on March 15, 2025.

PBS awards previously granted in fiscal 2023 were eligible to be earned based on two-year cumulative revenue and EBT targets follows:

	Revenue – 50% of PBS Value		EBT – 50% of PBS Value	
	Percent to Target	Payout	Percent to Target	Payout
Threshold	95 %	50 %	85 %	50 %
Target	100 %	100 %	100 %	100 %
Maximum	105 %	200 %	110 %	200 %

The two-year cumulative revenue and EBT targets were \$22.7 billion and \$3.4 billion, respectively, and we achieved \$22.5 billion and \$3.3 billion, respectively, resulting in a payout of 84% of the revenue payout and 84% of the EBT target. The award is not eligible to vest until March 2026. If the Company's three-year TSR for fiscal years 2023-2025 increases by 10% or more the payout will be increased to 100% of target.

Executive Compensation Policies and Practices

The Compensation Committee and management seek to ensure that our executive compensation and benefits programs align with our core compensation philosophy. We maintain the following policies and practices that serve as the foundation for the compensation program for our NEOs:

What We Do	What We Don't Do
<ul style="list-style-type: none"> ✓ Pay-for-Performance: Vast majority of compensation is performance-based and not guaranteed ✓ Multiple Performance Metrics and Time Horizons: Use multiple performance metrics focusing on top-line and bottom-line growth and multi-year vesting and measurement periods for long-term incentives ✓ Annual Compensation Risk Review: Annually assess risk in compensation programs ✓ Double-Trigger Change in Control: Include “double-trigger” change in control provisions for the vesting of equity awards and the receipt of severance ✓ Share Ownership Guidelines: NEOs must comply with share ownership requirements ✓ Clawback Policy: We have adopted a clawback policy in compliance with the new SEC rules corresponding Nasdaq listing standards, which provides for the mandatory recovery of incentive compensation in the event of a financial restatement. In addition, our clawback policy permits the recovery of incentive compensation in the event of other misconduct not involving financial restatements, and for breaches of non-compete and other restrictive covenants ✓ Challenging Performance Objectives: Set challenging performance objectives for Annual Incentive and LTIP ✓ Use of Independent Consultant: The Compensation Committee has retained an independent compensation consultant that performs no other consulting services for the Company and has no conflicts of interest ✓ Limited Perquisites: Provide limited perquisites ✓ Peer Groups: Use appropriate peer groups when establishing compensation 	<ul style="list-style-type: none"> ✗ No Excise Tax Gross-Ups: The Company does not provide any excise tax gross-up payments in connection with a change in control ✗ No Repricing or Buyouts of Stock Options: The Company’s equity plan prohibits repricing or buyouts of underwater stock options ✗ No Tax Gross-ups for Perquisites: The Company does not provide tax gross-ups to NEOs for the limited perquisites we provide ✗ No Hedging, Derivatives, Pledging or Margin Accounts: NEOs are prohibited from engaging in derivatives and hedging transactions and from holding Company stock in a margin account or pledging Company stock as collateral ✗ No Dividends on Unearned PBSs and RSUs: No dividends or dividend equivalents are paid on PBSs or RSUs until such PBSs and RSUs become vested and earned ✗ No Employment Agreements: No contracts with multi-year guaranteed compensation arrangements

SHARE OWNERSHIP GUIDELINES

The Compensation Committee has established the following share ownership guidelines to strengthen the focus of our senior officers on our long-term goals and further align their interests with stockholders:

Position	Required Amount
CEO	6X Base Salary
Other NEOs	3X Base Salary
Chief Non-NEOs	2X Base Salary

In addition to shares held directly, shares of common stock held in brokerage accounts for the executives' benefit in trust, through tax qualified retirement plans, PBSs (which have been earned based on performance, but which are still subject to time vesting and the TSR modifier) and RSUs are included in determining whether the ownership requirement has been met and sustained. Executives subject to the guidelines are required to retain at least 50% of the net after-tax shares awarded until they have achieved the required ownership level. Executives have five years from becoming a Chief Officer to meet the share ownership guidelines. All executives that have been in role for at least five years are in compliance with our share ownership guidelines.

CLAWBACK PROVISIONS

We maintain a robust compensation recovery policy applicable to all Section 16 officers as well as other associates who receive equity grants or are otherwise selected for coverage. Effective as of October 2, 2023, our Senior Leadership Clawback Policy (the "Clawback Policy") is intended to comply with the Nasdaq listing standards adopted pursuant to Rule 10D-1 under the Exchange Act. Under the Clawback Policy, if Ulta Beauty is required to prepare an accounting restatement due to its material noncompliance with financial reporting requirements under the securities laws, we will be required to recover from current and former executive officers any excess of (1) the amount of any incentive compensation received during the three years preceding the date that Ulta Beauty is required to prepare such restatement over (2) the amount of any such incentive compensation that would have been received had it been determined based on the restated amounts, computed without regard to any taxes paid, unless the Compensation Committee determines that such recovery would be impracticable.

In addition, under the Clawback Policy, the Compensation Committee may recover incentive compensation in the event of: (a) fraud or misconduct (regardless of whether the fraud or misconduct is related to a restatement), (b) a violation of Ulta Beauty's Code of Business Conduct, or (c) a violation of any applicable non-compete, non-solicitation or confidentiality covenants.

For purposes of the Clawback Policy, incentive compensation includes annual and long-term incentives that were paid or vested under any plan or agreement, whether paid or payable in cash and/or shares including any annual bonus, options, SARs, restricted stock, restricted stock units (including time-based equity awards) or performance shares (including recovery of gains realized upon the exercise or sale thereof); outstanding incentive awards that have not been earned or vested; and any other compensation that is granted, earned, or vested based wholly or in part upon the attainment of a financial reporting measure.

NO HEDGING, DERIVATIVES, PLEDGING OR MARGIN ACCOUNTS

Our Insider Trading Policy prohibits trading in puts, calls, and other derivative securities on our stock and also prohibits the purchase of financial instruments (including prepaid variable forward contracts, equity swaps, collars, and exchange funds) or otherwise engaging in transactions that are designed to or have the effect of hedging or offsetting any decrease in the market value of our stock by officers, directors, and associates. In addition, our Insider Trading Policy prohibits our executive officers, directors, and other designated insiders from holding Company stock in a margin account or pledging our stock as collateral for a loan.

LONG-TERM INCENTIVE GRANTING POLICY

We have a general policy of making equity grants (stock options and RSUs) for new executive officers and NEOs once our trading window opens on the third business day following the date our earnings announcements is made for each fiscal quarter. The annual LTIP grant (stock options, PBSs and RSUs) is generally made in the open trading window and at least two days after filing of our Annual Report on Form 10-K. The trading window generally remains open for 30 days (except it only remains open for 10 days following the date our earnings announcement is made for our third fiscal quarter). This timing is therefore generally consistent with when our executives and directors would be allowed to trade in our common stock under our insider trading policy. The Compensation Committee determined that granting stock compensation at this time was prudent in that it allowed for the market to process all reported public information prior to establishing the price as of the grant date. Such a practice thereby eliminates any potential manipulation regarding the timing of stock option grants. All equity grants for executives and NEOs are approved in advance by the Compensation Committee.

During fiscal year 2024, we did not grant stock options, stock appreciation rights, or similar option-like instruments to our NEOs during the four business days prior to or the one business day following the filing of our periodic reports or the filing or furnishing of a Form 8-K that discloses material nonpublic information.

BENEFITS AND PERQUISITES

Executives can defer compensation under our non-qualified deferred compensation plan with matching contributions equal to 100% of contributions made up to 3% of eligible deferred compensation, which is more fully described in the narrative to the 2024 Non-Qualified Deferred Compensation table below. For all eligible associates, we offer a 401(k) plan with matching contributions equal to 100% of the contributions for the first 3% of eligible salary and 50% of the contributions on the next 2% of eligible salary. In addition, we offer group health, life, accident, and disability insurance to eligible associates. Our associates are also entitled to a discount on purchases at our stores.

CHANGE IN CONTROL AND SEVERANCE PLAN

The Company has an Executive Change in Control and Severance Plan (the "CIC Plan"), which provides severance and other benefits should an executive be involuntarily terminated in connection with a change in control. We adopted the CIC Plan as a market-based plan that is intended to minimize distraction to our executives by providing financial security in the event of a loss of employment following a change in control. See "Potential Payments upon Termination or Change in Control" below for additional details.

ACCOUNTING AND TAX CONSIDERATIONS

Historically, our incentive compensation programs have been designed and administered in a manner generally intended to preserve federal income tax deductions. However, the Compensation Committee considers the tax and accounting consequences of utilizing various forms of compensation and retains the discretion to pay compensation that is not tax deductible or could have adverse accounting consequences for Ulta Beauty.

SUMMARY COMPENSATION TABLE

The following table sets forth the compensation of our NEOs for fiscal 2024, 2023, and 2022:

Name and Principal Position	Year	Salary (\$)	Stock Awards (\$ (1))	Stock Option Awards (\$ (2))	Non-Equity Incentive Plan Compensation (\$)	All Other Compensation (\$ (3))	Total (\$)
Kecia L. Steelman President Chief Executive Officer and Director (Principal Executive Officer)	2024	1,136,115	2,975,187	1,274,996	836,236	77,860	6,300,394
	2023	1,065,022	2,609,940	1,118,334	1,198,320	64,187	6,055,803
	2022	1,000,022	4,147,721	1,050,041	2,300,052	61,317	8,559,153
Paula M. Oyibo Chief Financial Officer (Principal Financial Officer)	2024	690,390	1,015,433	435,142	396,763	48,322	2,586,050
	2023	690,955	726,280	311,063	273,335	57,390	2,059,023
	2022	658,050	691,364	296,189	418,494	55,369	2,119,466
Jodi J. Caro General Counsel, Chief Risk & Compliance Officer	2024	620,797	1,139,705	279,395	807,036	48,162	2,895,095
	2023	646,339	566,279	242,481	255,685	41,123	1,751,907
	2022	562,016	492,194	210,904	357,419	46,964	1,669,497
Anita J. Ryan Chief Human Resources Officer	2024	501,878	593,823	127,621	663,832	38,380	1,925,534
	2023	1,350,003	6,710,119	2,875,561	1,478,901	103,845	12,518,429
	2022	1,350,003	6,190,080	2,652,857	2,377,517	93,423	12,663,880
David C. Kimbell Former Chief Executive Officer and Director	2024	1,225,016	5,897,497	1,925,796	4,410,058	54,017	13,512,384
	2023	1,225,016	5,897,497	1,925,796	4,410,058	54,017	13,512,384
	2022	1,225,016	5,897,497	1,925,796	4,410,058	54,017	13,512,384
Scott M. Settersten Former Chief Financial Officer	2024	154,900	—	—	—	23,686	178,586
	2023	805,480	1,297,604	555,856	788,082	70,914	3,517,936
	2022	767,125	1,753,629	529,419	1,534,250	63,594	4,648,017

- Fiscal 2024 represents the sum of:
 - the grant date fair value of RSUs of \$850,203 for Ms. Steelman, \$290,198 for Ms. Oyibo, \$207,583 for Ms. Caro, \$162,093 for Ms. Ryan, and \$1,917,401 for Mr. Kimbell was based on the closing share price of our common stock on the date of grant; and
 - the grant date fair value at target of the 2024 LTIP PBSs (see footnote 3 to the Grants of Plan Based Awards Table for more information) of \$2,124,984 for Ms. Steelman, \$725,235 for Ms. Oyibo, \$518,697 for Ms. Caro, \$404,186 for Ms. Ryan, and \$4,792,718 for Mr. Kimbell was determined using a Monte Carlo simulation using the average closing share price over 20 trading days of \$535.04, a valuation day stock price of \$522.88, an expected volatility of 29.11% over a 1.84 year period, a risk-free interest rate of 4.40% and TSR of (2.27)%. If the maximum level of performance is achieved for the 2024 LTIP PBS grants, the amounts shown above would increase by \$2,124,984, \$725,235, \$518,697, \$404,186, and \$4,792,718 for Ms. Steelman, Ms. Oyibo, Ms. Caro, Ms. Ryan, and Mr. Kimbell, respectively.
- Amounts shown represent the grant date fair value of stock options granted in the year indicated as computed in accordance with ASC 718. For a discussion of the assumptions made in the valuation reflected in these columns, see Note 14 to the consolidated financial statements for fiscal 2024 contained in the Form 10-K filed on March 27, 2025.
- All other compensation includes 401(k) match, deferred compensation match, long-term disability premiums, and other perquisites, including health screenings and life insurance premiums as indicated in the table below for fiscal 2024:

Name	401(k) Match (\$)	Deferred Compensation Match (\$)	Executive LT Disability Premium (\$)	Other Perquisites (\$)
Kecia L. Steelman	10,999	33,180	33,081	600
Paula M. Oyibo	13,800	19,933	8,210	6,379
Jodi J. Caro	13,800	20,501	22,490	599
Anita J. Ryan	2,075	18,806	19,673	569
David C. Kimbell	13,800	40,500	43,529	6,016
Scott M. Settersten	12,561	—	6,205	4,920

GRANTS OF PLAN-BASED AWARDS

The following table sets forth certain information with respect to grants of plan-based awards to the NEOs for fiscal 2024:

Name	Grant Type	Grant Date	Estimated Future Payouts Under Non-Equity Incentive Plan Awards			Estimated Future Payouts Under Equity Incentive Plan Awards (3)			All Other Stock Awards: Number of Shares of Stock (#)	All Other Option Awards: Number of Securities Underlying Options (#) (6)	Exercise or Base Price of Option Awards (\$)	Grant Date Fair Value of Stock and Option Awards (\$) (7)
			Threshold (\$ (1))	Target (\$)	Maximum (\$ (2))	Threshold (#) (4)	Target (#)	Maximum (#) (5)				
Kecia L. Steelman	Annual Incentive		549,613	1,374,033	2,748,066	—	—	—	—	—	—	
	LTIP - PBS	3/29/2024	—	—	—	2,032	4,064	8,128	—	—	—	2,124,984
	LTIP - NQ	3/29/2024	—	—	—	—	—	—	8,087	522.88	—	1,274,996
	LTIP - RSU	3/29/2024	—	—	—	—	—	—	1,626	—	—	850,203
Paula M. Oyibo	Annual Incentive		260,771	651,928	1,303,856	—	—	—	—	—	—	
	LTIP - PBS	3/29/2024	—	—	—	694	1,387	2,774	—	—	—	725,235
	LTIP - NQ	3/29/2024	—	—	—	—	—	—	2,760	522.88	—	435,142
	LTIP - RSU	3/29/2024	—	—	—	—	—	—	555	—	—	290,198
Jodi J. Caro	Annual Incentive		179,648	449,121	898,242	—	—	—	—	—	—	
	LTIP - PBS	3/29/2024	—	—	—	496	992	1,984	—	—	—	518,697
	LTIP - NQ	3/29/2024	—	—	—	—	—	—	1,973	522.88	—	311,063
	LTIP - RSU	3/29/2024	—	—	—	—	—	—	397	—	—	207,583
Anita J. Ryan	Annual Incentive		168,048	420,120	840,240	—	—	—	—	—	—	
	LTIP - PBS	3/29/2024	—	—	—	387	773	1,546	—	—	—	404,186
	LTIP - NQ	3/29/2024	—	—	—	—	—	—	1,538	522.88	—	242,481
	LTIP - RSU	3/29/2024	—	—	—	—	—	—	310	—	—	162,093
David C. Kimbell	Annual Incentive		972,002	2,430,005	4,860,010	—	—	—	—	—	—	
	LTIP - PBS	3/29/2024	—	—	—	4,583	9,166	18,332	—	—	—	4,792,718
	LTIP - NQ	3/29/2024	—	—	—	—	—	—	18,239	522.88	—	2,875,561
	LTIP - RSU	3/29/2024	—	—	—	—	—	—	3,667	—	—	1,917,401
Scott M. Settersten		—	—	—	—	—	—	—	—	—	—	

1. Threshold assumes performance equals 87% of the EBT performance target, resulting in a payout of 40% of the target bonus.
2. Maximum assumes performance equals or exceeds 110% of the EBT performance target, resulting in a payout of 200% of the target bonus.
3. Amounts represent the 2024 LTIP PBSs granted in which 50% of the grant value is tied to attainment of a revenue target and 50% of the grant value is tied to attainment of an EBT target, in each case subject to a TSR modifier. The 2024 PBSs vest on March 15, 2027, subject to continued service through the vesting date except in the case of certain earlier terminations or in connection with a change in control as further explained in "Potential Payments Upon a Termination or Change in Control."
4. Threshold assumes performance meets or exceeds 95% of the revenue performance target and 85% of the EBT performance target, resulting in a payout of 50% and 50% of the target performance-based units, respectively.
5. Maximum assumes performance meets or exceeds 105% of the revenue performance target and 110% of the EBT performance target, resulting in a payout of 200% and 200% of the target performance-based units, respectively.

Compensation Discussion and Analysis

6. Stock options vest in 25% annual increments beginning March 15, 2025, and each anniversary thereafter through March 15, 2028, subject to continued service through the vesting date except in the case of certain earlier terminations or in connection with a change in control.
7. Represents the grant date fair value of RSUs, PBSs and stock options granted as computed in accordance with ASC 718. For a discussion of the assumptions made in the valuation reflected in these columns, see Note 14 to the consolidated financial statements for fiscal 2024 contained in the Form 10-K filed on March 27, 2025 and with respect to the PBSs, footnote 1 in the Summary Compensation Table. RSUs cliff vest on March 15, 2027, subject to continued service through the vesting date except in the case of certain earlier terminations or in connection with a change in control.

OUTSTANDING EQUITY AWARDS AS OF FEBRUARY 1, 2025

The following table presents information concerning stock options, PBSs, and RSUs held by the NEOs as of February 1, 2025:

Name	Stock Option Awards				Stock Awards			
	Number of Securities Underlying Unexercised Options Exercisable (#)	Number of Securities Underlying Unexercised Options Unexercisable (#)	Option Exercise Price (\$)	Option Expiration Date	Number of Shares of Stock that have not Vested (#)	Market Value of Shares of Stock that have not Vested (\$)	Equity Incentive Plan Awards: Number of Unearned Shares that have not Vested (#) (1)	Equity Incentive Plan Awards: Market or Payout Value of Unearned Shares that have not Vested (\$)
Kecia L. Steelman (2)	—	1,577	306.59	3/25/2031	16,131	6,648,392	7,480	3,082,882
	—	3,522	395.84	3/24/2032				
	1,393	4,180	545.67	3/31/2033				
	—	8,087	522.88	3/29/2034				
Paula M. Oyibo (3)	1,058	—	174.45	3/27/2030	2,382	981,741	1,786	736,100
	166	56	306.59	3/25/2031				
	163	164	395.84	3/24/2032				
	108	326	545.67	3/31/2033				
	—	2,760	522.88	3/29/2034				
Jodi J. Caro (4)	1,804	—	174.45	3/27/2030	4,595	1,893,830	1,897	781,849
	1,854	619	306.59	3/25/2031				
	937	937	395.84	3/24/2032				
	369	1,107	545.67	3/31/2033				
	—	1,973	522.88	3/29/2034				
Anita J. Ryan (5)	375	126	306.59	3/25/2031	2,746	1,131,764	1,417	584,017
	428	428	395.84	3/24/2032				
	262	789	545.67	3/31/2033				
	—	1,538	522.88	3/29/2034				
David C. Kimbell (6)	8,771	—	281.53	3/24/2027	26,370	10,868,396	17,269	7,117,418
	16,880	—	204.27	3/29/2028				
	10,971	—	348.73	3/29/2029				
	46,903	—	174.45	3/27/2030				
	9,521	3,174	306.59	3/25/2031				
	6,458	6,459	395.84	3/24/2032				
	3,305	9,915	545.67	3/31/2033				
	—	18,239	522.88	3/29/2034				
	—	—	—	—				
Scott M. Settersten (7)	1,775	1,776	395.84	3/24/2032	6,030	2,485,265	1,698	699,831
	692	2,078	545.67	3/31/2033				
	—	—	—	—				

1. Amounts represent the target payout of LTIP PBSs granted in fiscal 2023 and fiscal 2024. With respect to the 2023 PBSs, there are 3,416 for Ms. Steelman, 399 for Ms. Oyibo, 905 for Ms. Caro, 644 for Ms. Ryan, 8,103 for Mr. Kimbell, and 1,698 for Mr. Settersten for which the performance period has not ended. The award will not be certified until February 2026 and will vest in March 2026. With respect to the 2024 PBSs, there are

4,064 for Ms. Steelman, 1,387 for Ms. Oyibo, 992 for Ms. Caro, 773 for Ms. Ryan, and 9,166 for Mr. Kimbell for which the performance period has not ended. The award will not be certified until February 2027 and will vest in March 2027.

2. The vesting schedule for Ms. Steelman’s outstanding stock options, PBSs, and RSUs as of February 1, 2025 is as follows:

Name	Type of Award	Expiration date	3/15/25	3/15/26	3/15/27	3/15/28
Kecia L. Steelman	NQ	3/25/2031	1,577			
	NQ	3/24/2032	1,761	1,761		
	NQ	3/31/2033	1,393	1,393	1,394	
	NQ	3/29/2034	2,021	2,022	2,022	2,022
	PBS			3,416	4,064	
	RSU		13,138	1,367	1,626	

3. The vesting schedule for Ms. Oyibo’s outstanding stock options, PBSs, and RSUs as of February 1, 2025 is as follows:

Name	Type of Award	Expiration date	3/15/25	3/15/26	10/2/26	3/15/27	3/15/28
Paula M. Oyibo	NQ	3/25/2031	56				
	NQ	3/24/2032	82	82			
	NQ	3/31/2033	109	108		109	
	NQ	3/29/2034	690	690		690	690
	PBS			399		1,387	
	RSU		842	240	745	555	

Compensation Discussion and Analysis

4. The vesting schedule for Ms. Caro’s outstanding stock options, PBSs, and RSUs as of February 1, 2025 is as follows:

Name	Type of Award	Expiration date	3/15/25	3/15/26	3/15/27	3/15/28
Jodi J. Caro	NQ	3/25/2031	619			
	NQ	3/24/2032	468	469		
	NQ	3/31/2033	369	369	369	
	NQ	3/29/2034	493	493	493	494
	PBS			905	992	
	RSU		3,836	362	397	

5. The vesting schedule for Ms. Ryan’s outstanding stock options, PBSs, and RSUs as of February 1, 2025 is as follows:

Name	Type of Award	Expiration date	3/15/25	3/15/26	3/15/27	3/15/28
Anita J. Ryan	NQ	3/25/2031	126			
	NQ	3/24/2032	214	214		
	NQ	3/31/2033	263	263	263	
	NQ	3/29/2034	384	385	384	385
	PBS			644	773	
	RSU		2,178	258	310	

6. The vesting schedule for Mr. Kimbell’s outstanding stock options, PBSs, and RSUs as of February 1, 2025 is as follows:

Name	Type of Award	Expiration date	3/15/25	3/15/26	3/15/27	3/15/28
David C. Kimbell	NQ	3/25/2031	3,174			
	NQ	3/24/2032	3,229	3,230		
	NQ	3/31/2033	3,305	3,305	3,305	
	NQ	3/29/2034	4,559	4,560	4,560	4,560
	PBS			8,103	9,166	
	RSU		19,462	3,241	3,667	

7. The vesting schedule for Mr. Settersten’s outstanding stock options, PBSs, and RSUs as of February 1, 2025 is as follows:

Name	Type of Award	Expiration date	3/15/25	3/15/26	3/15/27
Scott M. Settersten	NQ	3/24/2032	888	888	
	NQ	3/31/2033	693	692	693
	PBS			1,698	
	RSU		5,350	680	

OPTION EXERCISES AND STOCK VESTED

The following table presents information concerning exercises of stock options and vesting of RSUs during fiscal 2024:

Name	Option Awards		Stock Awards	
	Number of Shares Acquired on Exercise (#)	Value Realized on Exercise (\$ (1))	Number of Shares Acquired on Vesting (#)	Value Realized on Vesting (\$ (2))
Kecia L. Steelman	13,587	3,348,200	8,224	4,407,900
Paula M. Oyibo	—	—	898	432,921
Jodi J. Caro	—	—	3,228	1,730,143
Anita J. Ryan	2,852	814,086	1,152	617,449
Scott M. Settersten	12,168	1,863,685	6,112	3,275,910
David C. Kimbell	—	—	16,553	8,872,077

1. The value realized on exercise of stock options is based on the difference between the weighted average sales price of our common stock on the transaction date as reported on the Form 4 and the exercise price of the options. The value realized was determined without considering any taxes that may have been owed or withheld.
2. The value realized on vesting of stock awards is based on the closing share price of our common stock on the vesting date as reported on the NASDAQ Global Select Market. The value realized was determined without considering any taxes that may have been owed or withheld.

2024 NON-QUALIFIED DEFERRED COMPENSATION

The Ulta Beauty Non-qualified Deferred Compensation Plan allows participants to defer up to 75% of their base salary and 100% of their annual cash bonus. We match 100% of the contributions up to 3% of salary deferred. We do not match or make any other contributions to the plan with regards to bonus or long-term compensation. Participants may direct the investment of their contributions to the plan among several mutual funds, similar to those available under our 401(k) plan.

The table below sets forth certain information with respect to the non-qualified deferred compensation plans in which our NEOs may participate as of February 1, 2025:

Name	Executive Contributions in Last Fiscal Year (\$)(1)(2)	Registrant Contributions in Last Fiscal Year (\$)	Aggregate Earnings in Last Fiscal Year (\$)	Aggregate Withdrawals/ Distributions (\$)	Aggregate Balance at Last Fiscal Year End (\$)
Kecia L. Steelman	34,520	33,180	169,366	—	1,297,244 (3)
Paula M. Oyibo	532,936	19,933	93,375	—	1,119,732
Jodi J. Caro	34,051	20,501	45,951	(431,198)	188,616 (4)
Anita J. Ryan	124,187	18,806	93,266	—	939,192 (5)
David C. Kimbell	753,925	40,500	666,203	—	5,687,390 (6)
Scott M. Settersten	—	—	158,900	(109,425)	1,026,250 (7)

1. Included in the amount listed under the “Salary” and “Non-Equity Incentive Plan Compensation” columns in the Summary Compensation Table above.
2. Contributions include salary and annual cash incentive deferrals, including annual cash incentive awards earned in fiscal 2024 but paid in fiscal 2025.
3. \$1,060,178 was previously reported as compensation to Ms. Steelman in the Summary Compensation Table for prior years.
4. \$519,311 was previously reported as compensation to Ms. Caro in the Summary Compensation Table for prior years.
5. \$702,933 was previously reported as compensation to Ms. Ryan in the Summary Compensation Table for prior years.
6. \$4,226,762 was previously reported as compensation to Mr. Kimbell in the Summary Compensation Table for prior years.
7. \$976,775 was previously reported as compensation to Mr. Settersten in the Summary Compensation Table for prior years.

POTENTIAL PAYMENTS UPON A TERMINATION OR CHANGE IN CONTROL

Executive Change in Control and Severance Plan

Our CIC Plan provides severance protections to all of our executive officers, including all of our NEOs, in the event of an involuntary termination in connection with a change in control. Under the CIC Plan, an executive who is involuntarily terminated is eligible to receive the following severance payments and benefits as well as accelerated vesting of equity awards, subject to the execution of an effective release of claims in favor of the Company and continued compliance with their restrictive covenants:

- a lump-sum cash payment equal to (a) 3.0 for the CEO and 2.0 for all other NEOs, multiplied by (b) the sum of (i) the executive's salary (where "salary" is an amount equal to the greater of the executive's salary (A) on the date of termination or (B) on the consummation of the change in control) plus (ii) the executive's bonus (where "bonus" is an amount equal to the greater of (A) their target bonus on the date of termination, (B) the executive's target bonus on the consummation of the change in control or (C) the actual anticipated bonus they would receive based on performance as of the date of the change in control);
- payment of a pro-rated portion of the executive's annual cash bonus award for the year of termination (with the bonus calculated based on actual performance);
- accelerated vesting of all outstanding equity awards held by the executive that vest solely based on the passage of time; and
- Company-paid COBRA premium payments for up to 18 months following the termination date.

Also, upon a change in control, without regard to any employment loss, all outstanding performance-based equity will vest at the greater of (a) target performance levels or (b) the amount that would have been earned for performance through the date of the change in control, subject to the TSR modifier.

To the extent that any change in control payment or benefit would be subject to an excise tax imposed in connection with Section 4999 of the Internal Revenue Code of 1986, as amended, such payments and/or benefits may be subject to a "best net" reduction to the extent necessary so that the executive receives the greater of the (i) net amount of the change in control payments and benefits reduced such that such payments and benefits will not be subject to the excise tax and (ii) net amount of the change in control payments and benefits without such reduction.

Equity Vesting Upon a Termination Due to Death or Disability

In accordance with the terms of the applicable award agreements, unvested stock options and RSUs will vest in full upon a termination due to death or disability. A pro-rated portion of the target 2023 PBSs and target 2024 PBSs will vest based on the number of days elapsed in the performance period through the date of disability or death, subject to the TSR modifier.

Continued Equity Vesting Upon a Qualified Retirement

Beginning with PBSs, RSUs and options granted in 2022, awards are eligible for continued vesting upon a qualified retirement. The award agreements provide that a qualified retirement occurs when the award holder has reached the age of 55 and the sum of such individual’s age and the number of years of service with the Company is equal to or greater than 70, provided that the award holder provides notice of the intent to retire. As of February 1, 2025, Mr. Settersten and Ms. Ryan were eligible for such continued vesting based upon their age and years of service with the Company and, subject to and consistent with the retirement eligibility terms of the Company’s equity award agreement, Mr. Kimbell will be eligible for continued vesting of his equity awards following his planned retirement on June 28, 2025. As a result, their RSUs and option awards granted under the LTIP in 2022 or later will continue to vest and become exercisable following retirement, subject to forfeiture only for violating certain restrictive covenants following such retirement. Additionally, their PBSs will remain outstanding and eligible to vest based on actual performance through the end of the performance period.

The following chart sets forth the amounts that our NEOs would receive in the event of a change of control or a termination of employment (i) in connection with a change in control, (ii) due to death or disability, or (iii) due to a qualified retirement, in each case on February 1, 2025. These amounts do not include any value for amounts payable under retirement plans or insurance policies applicable to associates in general.

Name	Change in Control (\$ (1))	Involuntary Termination in Connection with Change in Control (\$ (2))	Total Change in Control (\$ (3))	Death/ Disability (\$ (4))	Retirement (\$ (5))
Kecia L. Steelman	3,082,882	11,682,060	14,764,942	8,228,690	—
Paula M. Oyibo	736,100	3,050,035	3,786,135	1,256,164	—
Jodi J. Caro	781,849	3,833,006	4,614,855	2,323,956	—
Anita J. Ryan	584,017	2,892,221	3,476,238	1,408,402	1,688,966
David C. Kimbell	n/a	n/a	—	n/a	18,091,159
Scott M. Settersten	n/a	n/a	—	n/a	3,214,063

1. Includes the market value of the unvested 2023 PBSs and the 2024 PBSs, for which the performance period has ended, at the target payout level, based on actual performance through the end of fiscal 2024.
2. Includes amounts related to severance, health care costs, pro-rated bonus payouts (as applicable), and the market value of all unvested stock options and RSUs.
3. Includes amounts related to severance, health care costs, pro-rated bonus payouts (as applicable), and the market value of all unvested stock options, RSUs, 2023 and 2024 LTIP PBSs, for which the performance period has not ended, at the target payout level, based on actual performance through the end of fiscal 2024.
4. Includes the market value of all unexercisable stock options, RSUs, and the pro-rated 2023 PBSs and 2024 PBSs, for which the performance period has not ended, at the target payout level, based on actual performance through the end of fiscal 2024.
5. Includes the market value of the unexercisable stock options, RSUs, and the 2023 PBSs and 2024 PBS, for which the performance period has not ended, at the target payout level, based on actual performance through the end of fiscal 2024.

PROPOSAL THREE

ADVISORY RESOLUTION ON EXECUTIVE COMPENSATION

What are you voting on?

An advisory resolution to approve the Company's executive compensation.

**THE BOARD OF DIRECTORS
RECOMMENDS A VOTE
"FOR" PROPOSAL THREE**

The Board of Directors is committed to excellence in governance. As part of that commitment, Ulta Beauty is asking stockholders to vote on a resolution to approve the compensation of our NEOs as disclosed in this proxy statement. This advisory resolution, commonly referred to as a "say-on-pay" resolution, is non-binding on the Company and the Board of Directors. However, the Board and the Compensation Committee value the opinions of the stockholders and will carefully consider the outcome of the vote when making future compensation decisions. In accordance with the results of the non-binding advisory vote at our 2023 Annual Meeting of Stockholders concerning the frequency of an advisory vote on the compensation paid to our NEOs, this non-binding advisory vote will be held on an annual basis until the Board elects to implement a different frequency or until the next required non-binding advisory vote on frequency at the 2029 Annual Meeting of Stockholders.

As described more fully above, our executive compensation program is structured to provide compensation opportunities that:

- ✓ reflect the competitive marketplace in which the Company operates;
- ✓ link annual incentive compensation to Company performance goals that support stockholder value;
- ✓ focus a significant portion of an executive's compensation on equity-based incentives to align interests closely with stockholders; and
- ✓ attract, motivate, and retain key executives who are critical to our long-term success. A significant portion of the Company's executive compensation is performance-based, and we emphasize such incentives to ensure that total compensation reflects our overall success or failure and to motivate executive officers to meet appropriate performance measures.

We believe that the fiscal 2024 compensation of our NEOs was appropriate and aligned with the Company's performance. We urge stockholders to read the Compensation Discussion and Analysis section of this proxy statement, as well as the Summary Compensation Table and the related tables and disclosures, for a more complete understanding of how our executive compensation policies and procedures operate.

As required by Section 14A of the Exchange Act, the Company is asking stockholders to approve the following advisory resolution at the Annual Meeting:

RESOLVED, that the stockholders of Ulta Beauty, Inc. (the "Company") approve, on an advisory basis, the compensation of the Company's NEOs as disclosed in this proxy statement pursuant to Item 402 of Regulation S-K, including the Compensation Discussion and Analysis, compensation tables, and narrative discussion thereto.

Because the vote is advisory, it will not be binding upon the Board or the Compensation Committee. However, the Compensation Committee will consider the outcome of the vote in determining future compensation policies and decisions.

The affirmative vote of the holders of a majority of the shares present virtually or represented by proxy and entitled to vote at the Annual Meeting will be required to approve the advisory resolution on executive compensation. Abstentions will be counted toward the tabulation of votes cast on proposals presented to the stockholders and will have the same effect as negative votes. Broker non-votes will be counted towards a quorum but will not be counted for any purpose in determining whether this proposal has been approved.

CEO PAY RATIO

The SEC requires companies to disclose the ratio of the total annual compensation of the CEO to the median of the total annual compensation of all our associates, other than the CEO.

We explain below how we made reasonable efforts to identify our median associate and calculate both the median associate’s total annual compensation and the total annual compensation of our CEO. As permitted by the SEC, we have used reasonable estimates, assumptions, and methodologies to prepare this disclosure.

The SEC provided companies with flexibility to calculate their CEO pay ratio in a manner that best suits their facts and circumstances. Our CEO pay ratio is specific to Ulta Beauty, Inc. and should not be used as a basis for comparison with the CEO pay ratios disclosed by other companies.

We identified our median associate by (1) identifying all associates on November 6, 2024, (2) calculating each associate’s cash compensation (salary, wages, bonuses, and commissions) earned through that date and (3) then ranking all 61,223 associates by compensation from high to low and selecting the associate who had the median cash compensation. We calculated the median associate’s total annual compensation for fiscal 2024 according to the same methodology we used for calculating Mr. Kimbell’s total annual compensation as reported in the Summary Compensation Table. Our CEO on the determination date, November 6, 2024, was David Kimbell, who served as CEO from the beginning of the fiscal year (February 4, 2024) to January 6, 2025. Because Mr. Kimbell’s compensation did not change for the remainder of fiscal year 2024, the annual total compensation for purposes of computing our pay ratio disclosure is the same as his total compensation for fiscal year 2024 reported in the Summary Compensation Table.

Using this methodology for fiscal 2024, our median associate’s total annual compensation was \$11,078 and our CEO’s total annual compensation was \$12,518,429. The resulting ratio of our CEO’s total annual compensation to the total annual compensation of our median associate was approximately 1,130:1.

PAY VERSUS PERFORMANCE

In accordance with rules adopted by the Securities and Exchange Commission pursuant to the Dodd-Frank Wall Street Reform and Consumer Protection Act of 2010, we provide the following disclosure regarding executive compensation for our principal executive officers (“PEOs”) and Non-PEO NEOs and Company performance for the fiscal years listed below. The Compensation Committee did not consider the pay versus performance disclosure below in making its pay decisions for any of the years shown.

Year	Summary Compensation Table Total for Mary N. Dillon		Summary Compensation Table Total for David C. Kimbell		Summary Compensation Table Total for Kecia L. Steelman		Average Summary Compensation Table Total for Non-PEO NEOs		Average Summary Compensation Table Total for Non-PEO NEOs		Peer Group TSR		Net Income	Earnings Before Taxes (EBT)
	(\$)(1)	(\$)(1),(2),(3)	(\$)(1)	(\$)(1),(2),(3)	(\$)(1)	(\$)(1),(2),(3)	(\$)(1)	(\$)(1),(2),(3)	(\$)(1)	(\$)(1),(2),(3)	(\$)	(\$)	(\$ Millions)	(\$ Millions) (5)
2024	—	—	12,518,429	9,140,017	6,300,394	3,696,443	1,643,892	1,128,091	160.19	213.18	1.201	1.581	—	—
2023	—	—	12,663,880	12,283,344	—	—	3,340,676	3,164,007	188.62	174.14	1.291	1.696	—	—
2022	—	—	13,512,384	31,234,457	—	—	4,506,950	8,156,948	188.75	123.99	1.242	1.644	—	—
2021	6,968,391	22,560,792	8,539,767	19,890,765	—	—	2,961,167	5,266,028	133.94	149.72	986	1,296	—	—
2020	8,100,164	12,265,040	—	—	—	—	3,939,707	6,641,083	104.42	141.39	176	231	—	—

1. Kecia L. Steelman has served as our PEO from January 6, 2025 to present. David C. Kimbell served as our PEO from June 2021 to January 6, 2025. Mary N. Dillon was our PEO from July 2013 to June 2021. The individuals comprising the Non-PEO NEOs for each year presented are listed below.

2024	2023	2022	2021	2020
Paula M. Oyibo	Scott M. Settersten	Scott M. Settersten	Scott M. Settersten	David C. Kimbell
Scott M. Settersten	Jodi J. Caro	Jodi J. Caro	Jodi J. Caro	Scott M. Settersten
Jodi J. Caro	Anita J. Ryan	Anita J. Ryan	Jeffrey J. Childs	Jodi J. Caro
Anita J. Ryan	Kecia L. Steelman	Kecia L. Steelman	Kecia L. Steelman	Jeffrey J. Childs

- The amounts shown for Compensation Actually Paid have been calculated in accordance with Item 402(v) of Regulation S-K and do not reflect compensation actually earned, realized, or received by the Company's NEOs. These amounts reflect the Summary Compensation Table Total with certain adjustments as described in footnote 3 below.
- Compensation Actually Paid reflects the exclusions and inclusions of certain amounts for the PEOs and the Non-PEO NEOs as set forth below. Equity values are calculated in accordance with FASB ASC Topic 718. Amounts in the Exclusion of Stock Awards and Option Awards column are the totals from the Stock Awards and Option Awards columns set forth in the Summary Compensation Table.

Year	Summary Compensation Table Total for David C. Kimbell (\$)	Exclusion of Stock Awards and Option Awards for David C. Kimbell (\$)	Inclusion of Equity Values for David C. Kimbell (\$)	Compensation Actually Paid to David C. Kimbell (\$)
2024	12,518,429	(9,585,680)	6,207,268	9,140,017
Year	Summary Compensation Table Total for Kecia L. Steelman (\$)	Exclusion of Stock Awards and Option Awards for Kecia L. Steelman (\$)	Inclusion of Equity Values for Kecia L. Steelman (\$)	Compensation Actually Paid to Kecia L. Steelman (\$)
2024	6,300,394	(4,250,183)	1,646,232	3,696,443
Year	Average Summary Compensation Table Total for Non-PEO NEOs (\$)	Average Exclusion of Stock Awards and Option Awards for Non-PEO NEOs (\$)	Average Inclusion of Equity Values for Non-PEO NEOs (\$)	Average Compensation Actually Paid to Non-PEO NEOs (\$)
2024	1,643,892	(824,170)	308,369	1,128,091

The amounts in the Inclusion of Equity Values in the tables above are derived from the amounts set forth in the following tables:

Year	Year-End Fair Value of Equity Awards Granted During Year That Remained Unvested as of Last Day of Year for David C. Kimbell (\$)	Change in Fair Value from Last Day of Prior Year to Last Day of Year of Unvested Equity Awards for David C. Kimbell (\$)	Vesting-Date Fair Value of Equity Awards Granted During Year that Vested During Year for David C. Kimbell (\$)	Change in Fair Value from Last Day of Prior Year to Vesting Date of Unvested Equity Awards that Vested During Year for David C. Kimbell (\$)	Fair Value at Last Day of Prior Year of Equity Awards Forfeited During Year for David C. Kimbell (\$)	Value of Dividends or Other Earnings Paid on Equity Awards Not Otherwise Included for David C. Kimbell (\$)	Total - Inclusion of Equity Values for David C. Kimbell (\$)
2024	7,958,080	(2,659,297)	—	908,485	—	—	6,207,268
Year	Year-End Fair Value of Equity Awards Granted During Year That Remained Unvested as of Last Day of Year for Kecia L. Steelman (\$)	Change in Fair Value from Last Day of Prior Year to Last Day of Year of Unvested Equity Awards for Kecia L. Steelman (\$)	Vesting-Date Fair Value of Equity Awards Granted During Year that Vested During Year for Kecia L. Steelman (\$)	Change in Fair Value from Last Day of Prior Year to Vesting Date of Unvested Equity Awards that Vested During Year for Kecia L. Steelman (\$)	Fair Value at Last Day of Prior Year of Equity Awards Forfeited During Year for Kecia L. Steelman (\$)	Value of Dividends or Other Earnings Paid on Equity Awards Not Otherwise Included for Kecia L. Steelman (\$)	Total - Inclusion of Equity Values for Kecia L. Steelman (\$)
2024	3,128,186	(1,706,968)	—	225,014	—	—	1,646,232
Year	Average Year-End Fair Value of Equity Awards Granted During Year That Remained Unvested as of Last Day of Year for Non-PEO NEOs (\$)	Average Change in Fair Value from Last Day of Prior Year to Last Day of Year of Unvested Equity Awards for Non-PEO NEOs (\$)	Average Vesting- Date Fair Value of Equity Awards Granted During Year that Vested During Year for Non-PEO NEOs (\$)	Average Change in Fair Value from Last Day of Prior Year to Vesting Date of Unvested Equity Awards that Vested During Year for Non- PEO NEOs (\$)	Average Fair Value at Last Day of Prior Year of Equity Awards Forfeited During Year for Non- PEO NEOs (\$)	Average Value of Dividends or Other Earnings Paid on Equity Awards Not Otherwise Included for Non-PEO NEOs (\$)	Total - Average Inclusion of Equity Values for Non-PEO NEOs (\$)
2024	606,608	(383,099)	—	84,860	—	—	308,369

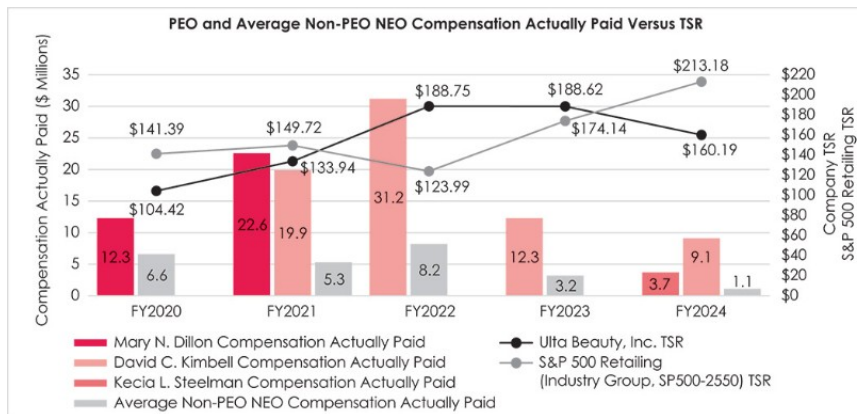
The fair values of RSUs, PBSs, and stock options included in the Compensation Actually Paid to our PEOs and the Average Compensation Actually Paid to our non-PEO NEOs are calculated at the required measurement dates, consistent with the approach used to value the awards at the grant date as described in this proxy statement and our Annual Report on Form 10-K for the year ended February 1, 2025. Any changes to the RSU fair values from the grant date (for current year grants) and from prior year-end (for prior year grants) are based on our updated stock price at the respective measurement dates. Changes to the PBS fair values are based on the updated stock price at the respective measurement dates, in addition to expected volatility, risk-free interest rate assumptions, and TSR. Changes to the stock option fair values are based on the updated stock price at the respective measurement dates, in addition to updated expected life, expected volatility, and risk-free interest rate assumptions. For all years presented, the meaningful increases or decreases in the year-end PBS fair value and stock option fair value from the fair value on the grant date were primarily driven by changes in the stock price.

Compensation Discussion and Analysis

4. The Peer Group TSR set forth in this table utilizes the S&P 500 Retailing (Industry Group, SP500-2550) (“S&P 500 Retailing”), which we also utilize in the stock performance graph required by Item 201(e) of Regulation S-K included in our Annual Report for the year ended February 1, 2025. The comparison assumes \$100 was invested for the period starting January 28, 2020, through the end of the listed year in the Company and in the S&P 500 Retailing, respectively. Historical stock performance is not necessarily indicative of future stock performance.
5. We determined Earnings Before Taxes (EBT) to be the most important financial performance measure used to link Company performance to Compensation Actually Paid to our PEOs and Non-PEO NEOs in fiscal 2024. This performance measure may not have been the most important financial performance measure for years 2023, 2022, 2021, and 2020 and we may determine a different financial performance measure to be the most important financial performance measure in future years.

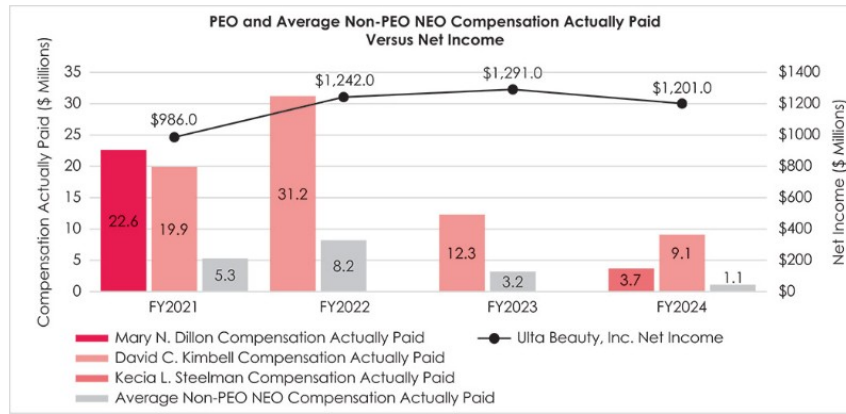
DESCRIPTION OF RELATIONSHIP BETWEEN PEO AND OTHER NEO COMPENSATION ACTUALLY PAID AND COMPANY TSR AND PEER GROUP TSR

The following chart sets forth the relationship between Compensation Actually Paid to our PEOs, the average of Compensation Actually Paid to our other NEOs, the Company’s cumulative TSR, and the TSR of the S&P 500 Retailing (Industry Group, SP500-2550) over the four most recently completed fiscal years.



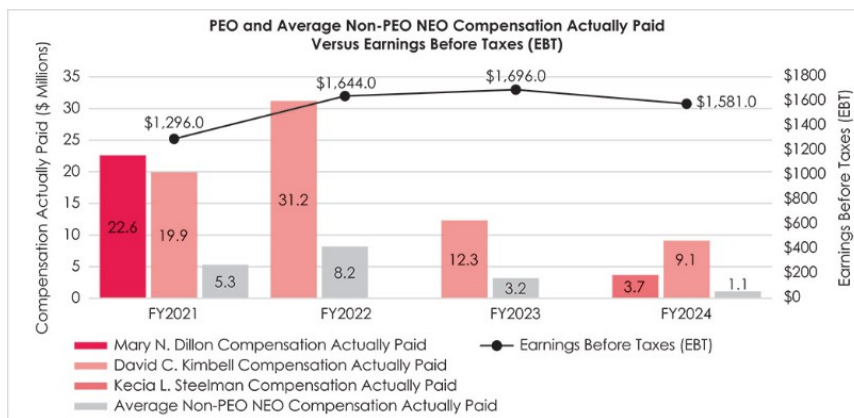
DESCRIPTION OF RELATIONSHIP BETWEEN PEO AND OTHER NEO COMPENSATION ACTUALLY PAID AND NET INCOME

The following chart sets forth the relationship between Compensation Actually Paid to our PEOs, the average of Compensation Actually Paid to our other NEOs, and our net income during the four most recently completed fiscal years.



DESCRIPTION OF RELATIONSHIP BETWEEN PEO AND OTHER NEO COMPENSATION ACTUALLY PAID AND COMPANY-SELECTED MEASURE

The following chart sets forth the relationship between Compensation Actually Paid to our PEO, the average of Compensation Actually Paid to our other NEOs, and our Earnings Before Taxes (EBT) during the four most recently completed fiscal years.



TABULAR LIST OF MOST IMPORTANT FINANCIAL PERFORMANCE MEASURES

The following table presents the financial performance measures that the Company considers to have been the most important in linking Compensation Actually Paid to our PEO and other NEOs for fiscal 2024 to Company performance. The measures in this table are not ranked.

Financial Performance Measures
Earnings Before Tax (EBT)
Revenue
Total Stockholder Return (TSR)



Stock Ownership

SECURITY OWNERSHIP OF CERTAIN BENEFICIAL OWNERS AND MANAGEMENT

The following table presents information concerning the beneficial ownership of the shares of our common stock as of April 14, 2025 by:

- each person we know to be the beneficial owner of 5% or more of our outstanding shares of common stock;
- each of our NEOs, directors, and nominees; and
- all of our executive officers, directors, and nominees as a group.

Beneficial ownership is determined in accordance with the rules of the SEC and generally includes voting or investment power with respect to securities. Unless otherwise indicated below, to our knowledge, the persons and entities named in the table have sole voting and sole investment power with respect to all shares beneficially owned by them, subject to community property laws where applicable. Shares of our common stock subject to stock options that are currently exercisable or exercisable within 60 days of April 14, 2025, and shares of common stock underlying restricted stock units (whether or not deferred) that could vest within 60 days of April 14, 2025, are deemed to be outstanding and to be beneficially owned by the person holding the stock options or restricted stock units for the purpose of computing the percentage ownership of that person, but are not treated as outstanding for the purpose of computing the percentage ownership of any other person.

Stock Ownership

The following table lists applicable percentage ownership based on 45,147,875 shares of common stock outstanding as of April 14, 2025. Unless otherwise indicated, the address for each of the beneficial owners in the table below is c/o Ulta Beauty, Inc., 1000 Remington Blvd., Suite 120, Bolingbrook, IL 60440.

Name and Address of Beneficial Owner	Number of Shares Beneficially Owned	Percentage Beneficially Owned
5% stockholders:		
The Vanguard Group (1) 100 Vanguard Blvd. Malvern, Pennsylvania 19355	5,585,753	12.4 %
BlackRock Inc. (2) 50 Hudson Yards New York, New York 10001	4,880,542	10.8 %
State Street Corporation (3) One Congress Street, Suite 1 Boston, Massachusetts 02114	2,340,334	5.2 %
NEOs, directors and nominees:		
Kecia L. Steelman (4)	22,144	*
Paula Oyibo (5)	4,490	*
Jodi J. Caro (6)	12,884	*
Anita J. Ryan (7)	5,464	*
Michelle L. Collins (8)	6,092	*
Kelly E. Garcia (8)	1,363	*
Catherine A. Halligan (8)	2,017	*
Patricia A. Little (8)	2,648	*
Michael R. MacDonald (8)	1,869	*
George R. Mrkonic (8)	2,452	*
Lorna E. Nagler (8)	6,981	*
Heidi G. Petz (8)	1,012	*
Gisel Ruiz (8)	1,363	*
Michael C. Smith (8)	2,380	*
David C. Kimbell (9)	149,960	*
Scott M. Settersten (10)	7,391	*
All current directors and executive officers as a group (14 persons) (8) (11)	75,843	*

* Less than 1%

- Based solely on the Schedule 13G/A filed by The Vanguard Group on February 13, 2024. This holder reports shared voting power with respect to 65,350 of these shares, sole dispositive power with respect to 5,374,632 of these shares and shared dispositive power with respect to 211,121 of these shares.
- Based solely on the Schedule 13G/A filed by BlackRock, Inc. on April 5, 2024. This holder reports sole voting power with respect to 4,470,836 of these shares and sole dispositive power with respect to 4,880,542 of these shares.
- Based solely on the Schedule 13G filed by State Street Corporation on February 5, 2025. This holder reports shared voting power with respect to 1,435,381 of these shares, shared dispositive power with respect to 2,338,523 of these shares, and sole voting and dispositive power over none of these shares.
- Includes stock options to purchase 1,577 shares of common stock exercisable at \$306.59 per share, stock options to purchase 1,761 shares of common stock exercisable at \$395.84 per share, stock options to purchase 2,786 shares of common stock exercisable at \$545.67 per share, and stock options to purchase 2,021 shares of common stock exercisable at \$522.88 per share.

5. Includes stock options to purchase 1,058 shares of common stock exercisable at \$174.45 per share, 222 shares of common stock exercisable at \$306.59 per share, stock options to purchase 245 shares of common stock exercisable at \$395.84 per share, stock options to purchase 217 shares of common stock exercisable at \$545.67 per share, and stock options to purchase 690 shares of common stock exercisable at \$522.88 per share.
6. Includes stock options to purchase 902 shares of common stock exercisable at \$174.45 per share, 2,473 shares of common stock exercisable at \$306.59 per share, stock options to purchase 1,405 shares of common stock exercisable at \$395.84 per share, stock options to purchase 738 shares of common stock exercisable at \$545.67 per share, and stock options to purchase 493 shares of common stock exercisable at \$522.88 per share.
7. Includes stock options to purchase 501 shares of common stock exercisable at \$306.59 per share, stock options to purchase 642 shares of common stock exercisable at \$395.84 per share, stock options to purchase 525 shares of common stock exercisable at \$545.67 per share, and stock options to purchase 384 shares of common stock exercisable at \$522.88 per share.
8. Includes 452 shares of common stock underlying non-employee director restricted stock units for each of Ms. Collins, Mr. Garcia, Ms. Halligan, Ms. Little, Mr. MacDonald, Mr. Mrkonic, Ms. Nagler, Ms. Petz, Ms. Ruiz, and Mr. Smith; and 4,520 shares for all current directors and executive officers as a group.
9. Includes stock options to purchase 8,771 shares of common stock exercisable at \$281.53 per share, stock options to purchase 16,880 shares of common stock exercisable at \$204.27 per share, stock options to purchase 10,971 shares of common stock exercisable at \$348.73 per share, stock options to purchase 46,903 shares of common stock exercisable at \$174.45 per share, stock options to purchase 12,695 shares of common stock exercisable at \$306.59 per share, stock options to purchase 9,687 shares of common stock exercisable at \$395.84 per share, stock options to purchase 6,610 shares of common stock exercisable at \$545.67 per share and stock options to purchase 4,559 shares of common stock exercisable at \$522.88 per share.
10. Includes stock options to purchase 2,663 shares of common stock exercisable at \$395.84 per share, and stock options to purchase 1,385 shares of common stock exercisable at \$545.67 per share.
11. Total percentage equals the quotient of total holdings over the sum of shares outstanding and the stock options and restricted stock units referenced in the footnotes above.



ertain Relationships and Transactions

RELATED PERSON TRANSACTION APPROVAL POLICY AND TRANSACTIONS

Our Board of Directors has adopted written policies and procedures regarding the review, approval, or ratification of any “related person transaction.” For purposes of these policies and procedures:

- a “related person” means any of the Company’s directors, executive officers, nominees for director, 5% or greater stockholder, or any of their immediate family members; and
- a “related person transaction” generally means a transaction (including any indebtedness or a guarantee of indebtedness) in which we were or are to be a participant and the amount involved exceeds \$120,000, and in which a related person had or will have a direct or indirect material interest.

Each executive officer, director, or nominee for director is required to disclose to the Audit Committee certain information relating to related person transactions for review and approval or ratification by the Audit Committee. The Audit Committee is required to disclose any material related person transactions to the full Board of Directors.

Disclosure to the Audit Committee is required to be made before, if possible, or as soon as practicable after the related person transaction is effected, but in any event as soon as practicable after the executive officer, director, or nominee for director becomes aware of the transaction or of a material change to such a transaction. Under the policy, the Audit Committee’s decision to approve or ratify a related person transaction is to be based on the Audit Committee’s determination that consummation of the transaction is in, or was not contrary to, the best interests of the Company. There were no related person transactions during fiscal 2024.



Questions and Answers

PROXY MATERIALS AND ANNUAL MEETING

General — Why am I receiving these materials?

On or about April 23, 2025, we sent a Notice of Internet Availability of Proxy Materials (the “Notice”) to you, and to all stockholders of record as of the close of business on April 14, 2025 because the Board of Directors of Ulta Beauty is soliciting your proxy to vote at the 2025 Annual Meeting of Stockholders. Our Board has made these proxy materials available to you on the internet, or upon your request, has delivered printed proxy materials to you in connection with the solicitation of proxies for use at the 2025 Annual Meeting of Stockholders. Our 2024 Annual Report, which includes our Form 10-K for fiscal year ended February 1, 2025, along with this proxy statement and all other relevant corporate governance materials, are also available at the Investor Relations section of our website at <https://ulta.com/investor>. Other than the text of our 2024 Annual Report, our Corporate Governance Guidelines, the charters of our Audit, Compensation, and Nominating & Corporate Governance Committees, and our Code of Business Conduct, we are not including the information contained on or available through our website as a part of, or incorporating such information by reference into, this proxy statement.

Delivery of Materials — Why did I receive a notice in the mail regarding the internet availability of proxy materials instead of a full set of proxy materials?

In accordance with rules adopted by the SEC, we may furnish proxy materials, including this proxy statement and our 2024 Annual Report, to our stockholders by providing access to such documents on the internet instead of mailing printed copies. Most stockholders will not receive printed copies of the proxy materials unless they request them. Instead, the Notice, which was mailed to most of our stockholders, will instruct you as to how you may access and review all of the proxy materials on the internet. The Notice also instructs you as to how you may submit your proxy on the internet or telephone. If you would like to receive a paper or email copy of our proxy materials, you should follow the instructions for requesting such materials in the Notice.

Date, Time, and Place — When and where is the 2025 Annual Meeting of Stockholders?

The 2025 Annual Meeting will be held on Wednesday, June 11, 2025, at 10:00 A.M., Central Daylight Time, online at www.virtualshareholdermeeting.com/ULTA2025. The Annual Meeting will be accessible only through the internet. We have worked to offer the same participation opportunities as were provided at the in-person portion of our past meetings while further enhancing the online experience available to all stockholders regardless of their location. In future years, we intend to use annual meeting formats which allow for the most optimal stockholder participation and experience which may include virtual, in-person, or a combination of formats.

Purpose — What is the purpose of the Annual Meeting of Stockholders?

At our Annual Meeting, stockholders will act upon the matters outlined in this proxy statement and in the Notice of Annual Meeting accompanying this proxy statement.

Attending the Annual Meeting — How can I attend the Annual Meeting by virtual presence?

You may attend the Annual Meeting by virtual presence if you were an Ulta Beauty stockholder or joint holder as of the close of business on April 14, 2025, or you hold a valid proxy for the Annual Meeting. To attend the Annual Meeting by virtual presence, go to www.virtualshareholdermeeting.com/ULTA2025. If you are a stockholder of record, you will also need to provide your control number found on your proxy card. If you are not a stockholder of record but hold shares through a broker, trustee or nominee, you will also need to obtain and submit a “legal proxy” from the broker, trustee or nominee that holds your shares, or otherwise provide proof of beneficial ownership on the record date, such as your most recent account statement prior to April 14, 2025, a copy of the voting instruction form provided by your broker, trustee or nominee, or other similar evidence of ownership, and provide your control number found on the voting instruction form provided by such broker, trustee or nominee. If a stockholder is an entity and not a natural person, the authorized representative must comply with the procedures outlined above and must also present evidence of authority to represent such entity. If a stockholder is a natural person and not an entity, such stockholder and his/her immediate family members will be admitted to the online Annual Meeting, provided they comply with the above procedures.

Participating in the Annual Meeting — How can I participate in the Annual Meeting?

You are entitled to participate in the Annual Meeting if you were a stockholder as of the close of business on April 14, 2025. The Annual Meeting will begin promptly at 10:00 a.m. Central Daylight Time. Online check-in will begin at 9:45 a.m. Central Daylight Time, and you should allow ample time for the online check-in procedures. If you have difficulty accessing the meeting, call the telephone number provided on the login page at www.virtualshareholdermeeting.com/ULTA2025. We will have technicians available to assist you.

Whether or not you participate in the Annual Meeting, it is important that your shares be part of the voting process. The other methods by which you may vote are described in the Notice and elsewhere in this proxy statement.

This year’s stockholders’ question and answer session will include questions submitted in advance of, and questions submitted live during, the Annual Meeting. You may submit a question in advance of the meeting at www.proxyvote.com after logging in with your control number. Questions may be submitted during the Annual Meeting through www.virtualshareholdermeeting.com/ULTA2025.

Multiple Sets of Proxy Materials — What should I do if I receive more than one set of voting materials?

You may receive more than one set of voting materials, including multiple copies of this proxy statement and multiple proxy cards, or voting instruction forms. For example, if you hold your shares in more than one brokerage account, you may receive a separate voting instruction form for each brokerage account. If you are a stockholder of record and your shares are registered in more than one name, you will receive more than one proxy card. Please vote each proxy card and voting instruction form that you receive to ensure all your shares are voted at the meeting.

Record Holders and Beneficial Owners — What is the difference between holding shares as a Record Holder versus a Beneficial Owner?

Most Ulta Beauty stockholders hold their shares through a broker or other nominee rather than directly in their own name. There are some distinctions between shares held of record and those owned beneficially:

Record Holders — If your shares are registered directly in your name with our Transfer Agent, American Stock Transfer & Trust Company, you are considered, with respect to those shares, the stockholder of record or Record Holder and the Notice was sent directly to you by Ulta Beauty. As the stockholder of record, you have the right to grant your voting proxy directly to Ulta Beauty or to vote by attending the Annual Meeting online.

Beneficial Owner — If your shares are held in a brokerage account or by another nominee, you are considered the Beneficial Owner of shares held in street name, and the Notice was forwarded to you from your broker, trustee, or nominee. As a Beneficial Owner, you have the right to direct your broker, trustee, or nominee how to vote and are also invited to attend the Annual Meeting by virtual presence. Since a Beneficial Owner is not the stockholder of record, you may not vote these shares at the meeting unless you obtain a “legal proxy” from the broker, trustee or nominee that holds your shares, giving you the right to vote the shares at the meeting. Your broker, trustee or nominee has enclosed or provided voting instructions for you to use in directing how to vote your shares. If you do not provide specific voting instructions to your broker, your broker can only vote your shares with respect to “discretionary” items, and may not vote your shares with respect to “non-discretionary” items. All of the proposals on which stockholders are being asked to vote on at the Annual Meeting, with the exception of Proposal 2, the ratification of the appointment of our independent registered public accounting firm, are considered non-discretionary items. On non-discretionary items for which you do not give your broker instructions, the shares will be treated as broker non-votes.

Voting — Who can vote and how do I vote?

Only holders of our common stock at the close of business on April 14, 2025 will be entitled to notice of and to vote at the Annual Meeting. At the close of business on April 14, 2025, we had outstanding and entitled to vote 45,147,875 shares of common stock. Each holder of our common stock on such date will be entitled to one vote for each share held on all matters to be voted upon at the Annual Meeting.

To ensure that your vote is recorded promptly, please vote as soon as possible, even if you plan to attend the Annual Meeting by virtual presence online. Whether you hold shares directly as the stockholder of record or beneficially in street name, you may direct how your shares are voted without attending the Annual Meeting. If you are a stockholder of record, you may vote by proxy. You can vote by proxy over the internet or by telephone by following the instructions provided in the Notice, or if you requested to receive printed proxy materials, you can also vote by mail pursuant to instructions provided on the proxy card. If you hold shares beneficially in street name, you may also vote by proxy over the internet or by telephone (as applicable) by following the instructions provided in the Notice, or if you requested to receive printed proxy materials, you can also vote by mail, via the internet or telephone (as applicable) by following the voting instructions provided to you by your broker, bank, trustee, or nominee.

If you attend the Annual Meeting online, you may also submit your vote at www.virtualshareholdermeeting.com/ULTA2025 at the meeting, and any previous votes that you submitted will be superseded by the vote that you cast at the Annual Meeting. Please note, however, that if your shares are held of record by a broker, bank or other nominee and you wish to vote at the Annual Meeting, you must obtain from the Record Holder and submit a legal proxy issued in your name.

If you have any questions or need assistance voting, please contact our proxy solicitor:

Innisfree M&A Incorporated
501 Madison Avenue, 20th Floor
New York, New York 10022
Shareholders, banks and brokers may call: (212) 750-5833

Revocation of Proxy — May I change my vote after I return my proxy?

Yes. Even after you have submitted your proxy/vote, you may revoke or change your vote at any time before the proxy is exercised by (i) the timely delivery of a valid, later-dated proxy, or a timely written notice of revocation with our Corporate Secretary at our principal executive offices at 1000 Remington Blvd., Suite 120, Bolingbrook, IL 60440; or (ii) by attending the Annual Meeting virtually and voting at the meeting. Attendance at the Annual Meeting by virtual presence will not, by itself, revoke a proxy.

Quorum — What constitutes a quorum?

Presence at the Annual Meeting, by virtual presence or by proxy, of the holders of a majority of the common stock outstanding on April 14, 2025 will constitute a quorum, permitting the Annual Meeting to proceed and business to be conducted. As of April 14, 2025, 45,147,875 shares of common stock were outstanding. Thus, the presence, virtually at the meeting or by proxy, of the holders of common stock representing at least 22,573,938 shares will be required to establish a quorum. Proxies received but marked as abstentions and broker non-votes will be included in the calculation of the number of shares considered to be present at the meeting.

Voting Results — Where can I find the voting results of the Annual Meeting?

We will publish final voting results in a Current Report on Form 8-K that will be filed with the SEC within four business days of the Annual Meeting.

Solicitation — Who will pay the costs of soliciting these proxies?

We will bear the entire cost of solicitation of proxies, including preparation, assembly, printing and distribution of this proxy statement and any additional information furnished to stockholders. If you choose to access the proxy materials and/or vote over the internet, you are responsible for internet access charges you may incur. If you choose to vote by telephone, you are responsible for telephone charges you may incur. Copies of solicitation materials will be furnished to banks, brokerage houses, fiduciaries, and custodians holding shares of common stock beneficially owned by others to forward to such Beneficial Owners. We may reimburse persons representing Beneficial Owners of common stock for their reasonable costs of forwarding solicitation materials to such Beneficial Owners. Original solicitation of proxies may be supplemented by electronic means, mail, facsimile, telephone, or personal solicitation by our directors, officers, or other associates. No additional compensation will be paid to our directors, officers, or other regular associates for such services.

We have retained Innisfree M&A Incorporated to assist in the solicitation of proxies for a fee of \$25,000.

Additional Matters at the Annual Meeting — What happens if additional matters are presented at the Annual Meeting?

Other than the three proposals described in this proxy statement, we are not aware of any other properly submitted business to be acted upon at the Annual Meeting. If you grant a proxy, the persons named as proxy holders, Kecia L. Steelman, our President and Chief Executive Officer, and Rene Casares, our Chief Legal Officer and Corporate Secretary, will have the discretion to vote your shares on any additional matters properly presented for a vote at the meeting. If, for any unforeseen reason, any of our nominees are not available to serve as a director, the persons named as proxy holders will vote your proxy for such other candidate or candidates as may be nominated by the Board of Directors.

Stockholder Proposals — What is the deadline to propose actions for consideration at next year's Annual Meeting of Stockholders?

Proposals by stockholders that are submitted for inclusion in our proxy materials for our 2026 Annual Meeting of Stockholders must follow the procedures provided in Rule 14a-8 under the Exchange Act. To be timely under Rule 14a-8, they must be received by our Corporate Secretary by December 24, 2025.

Under our Bylaws, if a stockholder does not submit a proposal for inclusion in our proxy materials but does wish to propose an item of business to be considered at our 2026 Annual Meeting of Stockholders, that stockholder must provide specified information to us no earlier than February 11, 2026 and no later than March 13, 2026. Stockholders are also advised to review our Bylaws, which contain additional requirements with respect to advance notice of stockholder proposals.

Proposals by stockholders must be mailed to our Corporate Secretary at our principal executive offices at 1000 Remington Blvd., Suite 120, Bolingbrook, IL 60440.

We intend to file a proxy statement and WHITE proxy card with the SEC in connection with our solicitation of proxies for our 2026 Annual Meeting of Stockholders. Stockholders may obtain our proxy statement (and any amendments and supplements thereto) and other documents as and when filed by us with the SEC without charge from the SEC's website at: www.sec.gov.

Nomination of Directors — How do I submit a proposed director nominee to the Board of Directors for consideration or use the proxy access provisions of Ulta Beauty’s Bylaws to nominate a director candidate for the 2026 Annual Meeting of Stockholders?

Any stockholder may propose director nominees for consideration by the Board of Directors’ Nominating & Corporate Governance Committee. Any such recommendation should include the nominee’s name and qualifications for membership on the Board of Directors and should be directed to our Corporate Secretary at the address of our principal executive offices set forth above. Such recommendation should disclose all relationships that could give rise to a lack of independence and also contain a statement signed by the nominee acknowledging that he or she will owe a fiduciary obligation to Ulta Beauty and our stockholders. The section titled “Corporate Governance – Nomination Process – Qualifications” above provides additional information on the nomination process. In addition, please review our Bylaws in connection with nominating a director, as our Bylaws require a stockholder to provide certain information about the nominee, the stockholder, and the shares of Ulta Beauty held directly or indirectly by the stockholder and nominee (including through any derivative instruments) to us in a timely notice (which, for the 2026 Annual Meeting of Stockholders, means notice to us no earlier than February 11, 2026 and no later than March 13, 2026).

In addition to satisfying the foregoing requirements under our Bylaws, to comply with the SEC’s universal proxy rules, stockholders who intend to solicit proxies in support of director nominees other than the Company’s nominees must provide notice that sets forth the additional information required by Rule 14a-19 under the Exchange Act no earlier than February 11, 2026 and no later than March 13, 2026.

Our Bylaws also provide that under certain circumstances, a stockholder or group of stockholders may include director candidates that they have nominated in our proxy materials for an Annual Meeting of Stockholders. These proxy access provisions of our Bylaws provide, among other things, that a stockholder or group of no more than 20 stockholders seeking to include their director candidates in our proxy materials must own 3% or more of Ulta Beauty’s outstanding common stock continuously for at least the previous three years. The number of stockholder-nominated candidates appearing in any of our proxy materials cannot exceed the greater of two or 20% of the number of directors then serving on the Board. If 20% is not a whole number, the maximum number of stockholder-nominated candidates would be the closest whole number below 20%. Based on the current Board size of eleven directors, and the Board size of ten directors as of the Annual Meeting, the maximum number of proxy access candidates that we would be required to include in our proxy materials is two. Nominees submitted under the proxy access procedures that are later withdrawn or are included in the proxy materials as Board-nominated candidates will be counted in determining whether the 20% maximum has been reached. If the number of stockholder nominated candidates exceeds 20%, each nominating stockholder or group of stockholders may select one nominee for inclusion in the proxy materials until the maximum number is reached. The order of selection would be determined by the amount (largest to smallest) of shares of Ulta Beauty common stock held by each nominating stockholder or group of stockholders. Requests to include stockholder-nominated candidates in our proxy materials for our 2026 Annual Meeting of Stockholders must be received by our Corporate Secretary, at the address of our principal executive offices set forth above, no earlier than November 24, 2025 and no later than December 24, 2025. The nominating stockholder or group of stockholders also must deliver the information required by our Bylaws, and each nominee must meet the qualifications required by our Bylaws, so we advise stockholders to review our Bylaws.



Miscellaneous

OTHER MATTERS

The Board of Directors knows of no other matters that will be presented for consideration at the 2025 Annual Meeting of Stockholders. If any other matters are properly brought before the Annual Meeting, it is the intention of the proxy holders, Kecia L. Steelman, our President and Chief Executive Officer, and Rene G. Casares, our Chief Legal Officer and Corporate Secretary, to vote on such matters in accordance with their best judgment.

Your vote is important. Whether or not you plan to attend the Annual Meeting by virtual presence, we hope you will vote as soon as possible. You may vote over the internet, as well as by telephone, or, if you requested to receive printed proxy materials, by mailing a proxy card or voting instruction form. Please review the instructions on each of your voting options described in this proxy statement, as well as in the Notice you received in the mail.

By Order of the Board of Directors

A handwritten signature in black ink that reads "Jodi J. Caro".

Jodi J. Caro
General Counsel, Chief Risk & Compliance Officer and Corporate Secretary

April 23, 2025

A COPY OF ULTA BEAUTY'S ANNUAL REPORT TO THE SEC ON FORM 10-K FOR THE FISCAL YEAR ENDED FEBRUARY 1, 2025 IS AVAILABLE WITHOUT CHARGE THROUGH THE INVESTOR RELATIONS SECTION OF OUR WEBSITE AT [HTTPS://WWW.ULTA.COM/INVESTOR](https://www.ulta.com/investor), AND UPON WRITTEN REQUEST TO: INVESTOR RELATIONS, ULTA BEAUTY, INC., 1000 REMINGTON BLVD., SUITE 120, BOLINGBROOK, IL 60440.



HELP US HELP THE ENVIRONMENT

We encourage all shareholders to voluntarily elect to receive all proxy materials electronically. This helps reduce the paper mailed to you and supports our goal of minimizing our environmental footprint.



SIGN UP FOR E-DELIVERY AT PROXYVOTE.COM.

Please have your 16-digit control number available.

BENEFITS OF E-DELIVERY:

- immediate and convenient access to the materials
- helps us reduce our impact on the environment
- helps us reduce our printing and mailing costs

OUR ENVIRONMENTAL IMPACT

In 2024, our E-Delivery initiative eliminated 139,551 sets of proxy materials from being produced and mailed. The estimated 113,385 pounds of paper being saved in this process represent the following:



226 tons of wood saved or the equivalent of 1,360 trees spared
21 acres of forest spared



1,210,000 gallons of water saved or the equivalent of 55 swimming pools operating for one year



1,450 million BTU's eliminated equivalent to that of 1,720 residential refrigerators operating for a year



66,800 pounds of solid waste saved



1,020,000 pounds of CO2 emissions saved or the equivalent of 92.5 automobiles operating for one year



90.5 pounds of hazardous air pollutants saved

Environmental impact estimates are calculated using the Environmental Paper Network Paper Calculator. For more information, visit www.papercalculator.org.



ULTA BEAUTY, INC.
1000 REMINGTON BLVD.
SUITE 120
BOLINGBROOK, IL 60440



VOTE BY INTERNET

Before The Meeting - Go to www.proxyvote.com or scan the QR Barcode above

Use the Internet to transmit your voting instructions and for electronic delivery of information. Vote by 11:59 P.M. ET on June 10, 2025. Have your proxy card in hand when you access the web site and follow the instructions to obtain your records and to create an electronic voting instruction form.

During The Meeting - Go to www.virtualshareholdermeeting.com/ULTA2025

You may attend the meeting via the Internet and vote during the meeting. Have the information that is printed in the box marked by the arrow available and follow the instructions.

VOTE BY PHONE - 1-800-690-6903

Use any touch-tone telephone to transmit your voting instructions. Vote by 11:59 P.M. ET on June 10, 2025. Have your proxy card in hand when you call and then follow the instructions.

VOTE BY MAIL

Mark, sign and date your proxy card and return it in the postage-paid envelope we have provided or return it to Vote Processing, c/o Broadridge, 51 Mercedes Way, Edgewood, NY 11717.

TO VOTE, MARK BLOCKS BELOW IN BLUE OR BLACK INK AS FOLLOWS:

V70967-P25478

KEEP THIS PORTION FOR YOUR RECORDS
DETACH AND RETURN THIS PORTION ONLY

THIS PROXY CARD IS VALID ONLY WHEN SIGNED AND DATED.

ULTA BEAUTY, INC.

The Board of Directors recommends you vote FOR all the following Directors:

1. Election of Directors

Nominees:	For	Against	Abstain
1a. Michelle L. Collins	<input type="checkbox"/>	<input type="checkbox"/>	<input type="checkbox"/>
1b. Kelly E. Garcia	<input type="checkbox"/>	<input type="checkbox"/>	<input type="checkbox"/>
1c. Catherine A. Halligan	<input type="checkbox"/>	<input type="checkbox"/>	<input type="checkbox"/>
1d. Patricia A. Little	<input type="checkbox"/>	<input type="checkbox"/>	<input type="checkbox"/>
1e. George R. Mrkonic	<input type="checkbox"/>	<input type="checkbox"/>	<input type="checkbox"/>
1f. Lorna E. Nagler	<input type="checkbox"/>	<input type="checkbox"/>	<input type="checkbox"/>
1g. Heidi G. Petz	<input type="checkbox"/>	<input type="checkbox"/>	<input type="checkbox"/>
1h. Gisela Ruiz	<input type="checkbox"/>	<input type="checkbox"/>	<input type="checkbox"/>
1i. Michael C. Smith	<input type="checkbox"/>	<input type="checkbox"/>	<input type="checkbox"/>
1j. Kecia L. Steelman	<input type="checkbox"/>	<input type="checkbox"/>	<input type="checkbox"/>

The Board of Directors recommends you vote FOR proposals 2 and 3.

2. To ratify the appointment of Ernst & Young LLP as our independent registered public accounting firm for our fiscal year 2025, ending January 31, 2026. For Against Abstain

3. Advisory resolution to approve the Company's executive compensation. For Against Abstain

NOTE: Such other business as may properly come before the meeting or any adjournment or postponement thereof.

Please sign exactly as your name(s) appear(s) hereon. When signing as attorney, executor, administrator, or other fiduciary, please give full title as such. Joint owners should each sign personally. All holders must sign. If a corporation or partnership, please sign in full corporate or partnership name by authorized officer.

<input type="text"/>	<input type="text"/>	<input type="text"/>	<input type="text"/>
Signature [PLEASE SIGN WITHIN BOX]	Date	Signature (Joint Owners)	Date

The Company's Proxy Statement and Annual Report to Stockholders
for the year ended February 1, 2025 are available at www.proxyvote.com.

V70968-P25478

ULTA BEAUTY, INC.
Annual Meeting of Stockholders
June 11, 2025 10:00 AM CDT
This proxy is solicited on behalf of the Board of Directors

The undersigned hereby appoints Kecia L. Steelman and Rene G. Casares as proxies, with full power of substitution, to represent and vote as designated on the reverse side, all the shares of Common Stock of Ulta Beauty, Inc. held of record by the undersigned on April 14, 2025, at the Annual Meeting of Stockholders to be held virtually at www.virtualshareholdermeeting.com/ULTA2025, on June 11, 2025, or any adjournment or postponement thereof.

This proxy, when properly executed, will be voted in the manner directed herein. If no such direction is made, this proxy will be voted in accordance with the Board of Directors' recommendations.

Continued and to be signed on reverse side